



**BALKAN**  
Global

## Tehnički predlog

Bolnica MFH od 50 do 50 kreveta sa šatorima ROME 10



### Sadržaj

Tehnički prijedlog	1
MFH bolnica sa 50 kreveta na 50 kreveta sa šatorima ROME	10
1.0 Projekt	3
1.1. Opseg projekta	3
2.0 Tehnički opis	4
2.1. Crteži	4
2.2. Crteži unutrašnjosti	6
3.0 INFRASTRUKTURNA OPREMA	7
3.1. Šatori na naduvavanje	7
3.2. Paket rasvjete za šator	9
3.3. Jedinica generatora	9
3.4. Sanitarna jedinica	10
3.5. Kuhinjska jedinica	12
4.0 MEDICINSKA OPREMA	12
4.1. UOPŠTENO	12
4.2. Recepcija	12
Opšte tehničke karakteristike Prijemni modul:	13
Glavna medicinska oprema	13
4.3. Do	14
Opšte tehničke karakteristike Ured DOC-a:	15
Glavna medicinska oprema	15
4.4. Radiologija	25
Opšte tehničke karakteristike X-Ray:	25
Glavna medicinska oprema	25
4.5. Jedinica farmacije / sterilizacije	31
Opšte tehničke karakteristike:	31
Glavna medicinska oprema	31
4.6. Laboratorijska jedinica	33
Opšte tehničke karakteristike:	33
Glavna medicinska oprema	33
4.7. Jedinica za negu	44
Opšte tehničke karakteristike:	44
Glavna medicinska oprema	44
4.8. Intenzivna nega	48
Opšte tehničke karakteristike:	49
Glavna medicinska oprema	49
4.9. Opšta jedinica OT	53
Opštqe tehničke karakteristike:	54
Glavna medicinska oprema	54



- 4.10. Odeljenje / odeljenje hospitalizacije 61
- Opšte tehničke karakteristike odeljenja: 61**
- Glavna medicinska oprema 61**
- 5.0 Predložene opcije 63**
- 5.1. Šator za ABS šator (neobavezno) 63**
- 5.2. AC jedinica (neobavezno) 64**
- 6.0 Predloženi fakultativni trening 65**
- 6.1. Obuka 65**
- 6.2. Operativna obuka 65**
- 6.3. Proširena garancija 65**



## 1.0 Projekat

### 1.1. Opseg projekta

Ova mobilna terenska bolnica dizajnirana je u skladu s međunarodnim standardima i specifikacijama koje nude mobilnost, bilo cestom, morem ili zrakom i funkcionalnostima. Ova bolnica može biti operirana kao potpuno opremljena hitna jedinica za dijagnosticiranje, liječenje i operiranje pacijenata kao i za hospitalizaciju ovih pacijenata. Bolničko osoblje može se smjestiti u odvojenim odajama. Ova svestrana bolnica može u potpunosti funkcionirati samostalno tokom dugog vremena u djelomičnoj ili ukupnoj konfiguraciji kapaciteta.

Ova se bolnica sastoji od izdržljivih, robusnih i brzo uklopivih okvira šatora i opreme velike mobilnosti, koji su dokazali svoju funkcionalnost i kvalitet u cijelom svijetu za iste svrhe i u svim sredinama tijekom posljednjih 25 godina.

Ova bolnica se može naknadno proširiti s više jedinica, ako je potrebno. Kapacitet ove bolnice, koja se može koristiti bilo gdje u bilo kojim klimatskim okolnostima, temelji se na traženim specifikacijama: kapacitet od 50 kreveta sa:

- Prijem
- Doc Office
- Radiologija
- Laboratorija
- Sestrinska jedinica
- Hirurgija (OT)
- Jedinica intenzivne nege (ICU)
- banka krvi
- Jedinica za sterilizaciju i farmaciju
- Odeljenje pacijenata
- Sistem za pročišćavanje vode
- Skladištenje
- Toaletne i tuš kabine
- Sva pomoćna oprema, bilo da se radi o rasvjeti, klimatizaciji, vodosnabdijevanju i opskrbi vodom
- svu medicinsku opremu
- mrežni / telekom uređaji

Sva medicinska i nemedicinska oprema, uključujući namještaj, proizvedeni su i certificirani u skladu s međunarodnim standardima (CE i / ili FDA).

Evo pregleda glavnih karakteristika koje nudimo:

- Kompletna bolnica može se prevoziti sa 6m i / ili 12m HGV-a (Teško vozilo).
- Podržava se obuka i edukacija na licu mjesta (nakon isporuke), kao i engleski priručnici za upotrebu.
- Sva je oprema dizajnirana i proizvedena tako da osigurava malo održavanje.
- Svi korišteni materijali su robusni i otporni na koroziju.
- Klimatizirani odjeljci osiguravaju čisto, sterilno, vodootporno okruženje bez prašine.
- Bolnica je opremljena rezervno / rezervno napajačkom jedinicom (generatorom) sposobnom da preuzme potpunu potrošnju energije cijele bolnice.
- Kompletna bolnica je pakovana ili na drvenim paletama ili u transportnim nosačima / kutijama kako bi se dobila velika fleksibilnost u pogledu transporta i okretnosti.

Statička opterećenja šatora i kontejnera sertifikuju se i izračunavaju prema EUROCODE / EN13782



## 2.0 Tehnički opis

### 2.1. Crteži

Primjer  
slike  
bolnice  
mobilnog  
polja  
MFH 50



Slike  
hodnika





**BALKAN**  
Global



## 2.2. Crteži enterijera

Primjer  
pregleda  
unutrašnjosti  
MFH 50





### 3.0 OPREMA INFRASTRUKTURE

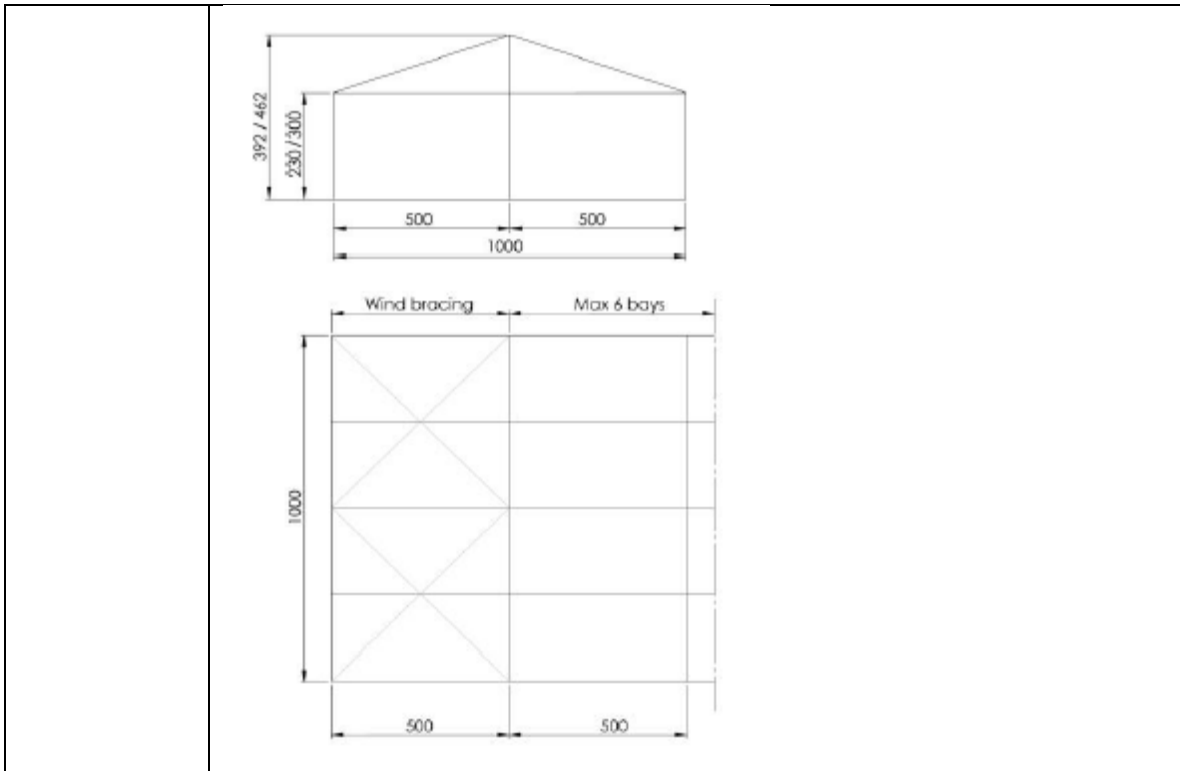
#### 3.1. Šatori na naduvavanje

ROME10	



# BALKAN

Global



## Karakteristike

### || Dimensions

<i>Span width:</i>	<b>10.00 m</b>
<i>Eave high:</i>	<b>2.30 / 3.00 m</b>
<i>Ridge high:</i>	<b>3.92 / 4.62 m</b>
<i>Bay distance:</i>	<b>5.00 m</b>
<i>Roof pitch:</i>	<b>18°</b>
<i>Longest component:</i>	<b>5.50 m</b>
<i>Minimum length:</i>	<b>5.00 m</b>
<i>Maximum length:</i>	<b>Unlimited in 5.00m segments</b>
<i>Weight (10 x 20m):</i>	<b>Eave high 2.30m: ~ 1.500 KG</b> <b>Eave high 3.00m: ~ 1.600 KG</b>
<i>Transport volume:</i>	<b>10 x 20m: ~ 5.5m<sup>3</sup> (5.5 x 1 x 1m)</b>





## || Specifications

<i>Max allowed wind speed:</i>	80 km/h (0.30kN/m <sup>2</sup> ), 100 km/h optional
<i>Main profile:</i>	110/68/3 mm (4 channel)
<i>Connecting type:</i>	Steel (galvanized) inserts
<i>Aluminium type:</i>	European anodized Aluminium
<i>Snow load:</i>	Not calculated
<i>PVC roof &amp; wall covers:</i>	Translucent 620gr/m <sup>2</sup> or Opaque 750gr/m <sup>2</sup> European UV-resistant and flame retardant according to: DIN 4102-B1, M2; BS 5438/7837; USA NFPA701
<i>Included with product:</i>	Set-up instruction manual ( <a href="#">click here</a> ) Set-up instruction movie ( <a href="#">click here</a> ) Statics NEN-EN 13782



## 3.2. Paket rasvjete za šator



- 1 višestruka traka za napajanje: 4 utikača 16A, uključujući 1 s prekidačem
- 3 standardna LED
- Radno vrijeme: 9 000 sati
- Dimenzije: 480 x 126 x 180 mm
- Kapacitet osvetljenja: 5 800 lumena
- Težina: 4kg
- Klasa: IP 54 T
- Efikasnost: 68lm / W
- Kabl: 5 m otporno na ugljikovodike
- H07RN - 3G1.5
- Prekidač: 230V tip Schuko OTAN i drugi
- Balast: rola


## 3.1. Jedinica generatora

Sistem je omogućio da opskrbljuje potrebnom energijom cijeli kamp i distribuira ga na sva potrebna područja. Sistem se sastoji od:

- Generatori, 80 do 220 kVA, rade paralelno (\*)
- Kombinacija Atlas Copco QAS30 i QAS40
- Rezervoari za gorivo
- Komplet električnih creva za distribuciju energije
- Napajanje 220V / 50Hz
- Distributivna mreža i panel za distribuciju



# BALKAN Global







## TECHNICAL DATA

Electrical data		QAS 14	QAS 20	QAS 30	QAS 40	QAS 60	QAS 80	QAS 100
Rated frequency (1)	Hz	50   60	50   60	50   60	50	50   60	50   60	50   60
Rated voltage (2)	V	400   480	400   480	400   480	400	400   480	400   480	400   480
Prime power (PRP)	kVA / kW	13,6 / 11   16 / 13	20 / 16   24,3 / 19,5	30 / 24   36 / 29	40 / 32	60 / 48   67 / 54	80 / 64   93 / 75	100 / 80   114 / 91
Rated standby power (ESP)	kVA / kW	15 / 12   17,6 / 14,3	22 / 18   27 / 21,5	33 / 26   40 / 32	44 / 35	66 / 53   74 / 59	88 / 70   103 / 82	110 / 88   125 / 100
Power factor cos φ		0,8	0,8	0,8	0,8	0,8	0,8	0,8
Rated current (PRP)	A	19,6   19,3	29   30	43,3   43,6	57,8	86,8   81,2	115,5   112,2	150   137
Single step load capability (G2) acc. ISO-8528/5	%	100	100	100	77	85   95	90   100	80   85
Fuel consumption								
Fuel tank capacity (Standard/optional long autonomy fuel tank)	l	115	115	92 / 282	92 / 282	149 / 298	250 / 592	250 / 592
Fuel consumption at 100% PRP load	l / h	3,5   4,3	4,9   5,3	7   8	9,5	14   17	19   22,8	23   26,7
Fuel autonomy at full load (Standard/optional long autonomy fuel tank)	h	33   26,7	23,5   21,5	13,2 / 37   11,5 / 32,2	9,7 / 27	10 / 20   7,5 / 16,5	12,1 / 28,7   10 / 24	10 / 23,7   8,6 / 20,4
Engine								
Model (EU Stage 3A / EU Stage 2 (3))		KUBOTA D1703M	KUBOTA V2403M-BG	KUBOTA V3300DI	KUBOTA V3800DI	PERKINS 1104D-44TG3   1104D-44TG2	PERKINS 1104D-E44TAG1	PERKINS 1104D-E44TAG2
Speed	rpm	1500   1800	1500   1800	1500   1800	1500	1500   1800	1500   1800	1500   1800
Rated net power (with fan)	kW <sub>m</sub>	12,8   15,1	18,8   22,1	27   30,7	38	56,3   60	71,2   82	88,6   100
Aspiration		Natural aspired	Natural aspired	Natural aspired	Turbocharged	Turbocharged and intercooled	Turbocharged and intercooled	Turbocharged and intercooled
Speed control		Electronic	Electronic	Electronic	Electronic	Mechanical / Electronic	Electronic	Electronic
No. Of cylinders		3	4	4	4	4	4	4
Coolant		Parcool	Parcool	Parcool	Parcool	Parcool	Parcool	Parcool
Swept volume	l	1,7	2,4	3,3	3,8	4,4	4,4	4,4
Alternator								
Model		LEROY SOMER LSA 40 S3	LEROY SOMER LSA 40 M5	LEROY SOMER LSA 42.3 VS3	LEROY SOMER LSA 42.3 S5	LEROY SOMER LSA 42.3 L9	LEROY SOMER LSA 44.3 S3	LEROY SOMER LSA 44.3 S5
Rated Output (ESP 27°C)	kVA	16,5   20	22   27	35   42,4	45	66   79,5	88   105	110   131
Degree of protection / Insulation class		IP 23 / H	IP 23 / H	IP 23 / H	IP 23 / H	IP 23 / H	IP 23 / H	IP 23 / H
Noise level								
Sound power level (L <sub>w</sub> A)	dB(A)	86   90	88   92	91   93	91	90   93	92   95	92   95
Sound pressure level (L <sub>p</sub> A) at 7m	dB(A)	58   62	60   64	63   95	63	62   65	64   67	64   67



## 3.1. Sanitarna jedinica

Sklopivi spremnici		<ul style="list-style-type: none"><li>□ Lako i brzo sastavljanje</li><li>□ Sa ispušnim ventilom</li><li>□ 2x Storz 25-D Spojni ventili</li><li>□ Teška PVC tkanina</li></ul>
Kutija za distribuciju vode		<ul style="list-style-type: none"><li>□ 1 ulaz, 4 otvora sa ventilima</li><li>□ Dimenzija: (DxŠxV) 350 x 450 x 500 mm</li><li>□ Za lakše rukovanje i transport, ugrađen u PVC kutiju</li></ul>
Umivaonik		<ul style="list-style-type: none"><li>□ 1 ulaz, 1 izlaz</li><li>□ Dimenzija: (DxŠxV) 1980 x 900 x 1160mm</li><li>□ Lako rukovanje i transport</li><li>□ Stabilno</li><li>□ Sa i bez grijanja Element</li></ul>
		<ul style="list-style-type: none"><li>□ Prenosivi sistem za samostalno grejanje, trenutna topla voda</li><li>□ Kapacitet: 50 l / min., Delta T 30 stepeni C (pri 3000 l / sat.). Podesivi i automatski</li><li>Control regulacija temperature: do 70C °, 61000 kcal / hr., Maks. pritisak 6 Bar. Dizel</li><li>□ potrošnja 7,8 l / hr. Električni motor 71 kW, 220V / 50Hz. uklj. Nato Jerry može.</li><li>□ Materijal: čelik za grijanje</li><li>□ Dužina: 63cm, Širina: 66cm, Visina: 97cm, Težina: 83kg</li><li>□ br. Dijela: ACD250</li><li>Available Dostupne su 2 opcije:<ul style="list-style-type: none"><li>□ ▪ Deo br. ACD250: Element za grijanje vode: čelik</li><li>□ ▪ Deo br. ACD255: Element za grijanje vode: nehrđajući čelik</li></ul></li></ul>



		<input type="checkbox"/> Preporučujemo upotrebu otpornosti na grijanje od nehrđajućeg čelika na terenskim operacijama <input type="checkbox"/> minimalno održavanje.
Sklopiva tuš kabina ili toaletna kabina		<ul style="list-style-type: none"><li>• Preklopljena dimenzija: 1210 x 1150 x 750 mm</li><li>• Dimenzija rasklopljenog: 1210 x 1150 x 2250mm</li><li>• Squat WC sistem</li><li>• Sa izlazom sudopera Ø100 mm</li><li>• PVC zemljana kutija, sa mekim PVC zidovima</li></ul>



## 3.0 MEDICINSKA OPREMA

### 4.1. Opšte

Bolnica je podijeljena na 2 područja, odjeljenje i područje hospitalizacije. Glavno napajanje sastoji se od 3 generatora, 1 za područje Ward i 2 za područje hospitalizacije. Geni setovi su izgrađeni sa hitnom funkcijom koja jamči napajanje za područje hospitalizacije, u slučaju dva oštećena gen genoma, taj se genski set može koristiti kao hitni sustav napajanja za hospitalizacijsku jedinicu, a posebno za ICU i OT jedinice .

#### Opšte tehničke karakteristike Prijemni modul:

Ulaz, stanica za prvu pomoć i čekaonica bit će smješteni u šatoru prijemne jedinice. Sastojat će se od standardnog namještaja u čekaonici, kao i opreme za prvu pomoć koja će moći prevoziti pacijente u odjeljenje za hospitalizaciju.



## Glavna medicinska oprema

### Namještaj



REFERENCE  
AC4660R 100 x 45 x 200H. cm

#### CABINET / ARMOIRE

**METAL CABINET**  
Metal cabinet with two doors and 4 adjustable shelves.  
**ARMOIRE EN METAL**  
Armoire en métal. 2 portes battantes et 4 étagères réglable.



REFERENCE  
AC5460R8B 100 x 45 x 88H. cm

#### TOP STORAGE / ARMOIRE BASSE

**TOP STORAGE**  
Metal top storage with hinged doors, 1 adjustable shelf.  
**ARMOIRE BASSE**  
Armoire en métal. 2 portes battantes et 1 étagère réglable.



#### A90

**CLOTHES HANGER**  
**PORTE-MANTEAU**

DIMENSIONS  
A90 Ø 45 x 173 H. cm



#### A97

**WAITING ROOM TABLE**  
Laminated plastic top  
**TABLE BASSE**  
Platneau en plastique laminé.

REFERENCES  
A97 64 x 95 x 41 H. cm  
A98 64 x 64 x 41 H. cm



#### TABLE

**TABLE**  
Plastic laminated top, chrome plated legs. Knock down construction.  
**TABLE**  
Platneau en plastique laminé. Piètement en acier chromé. Structure démontable.

DIMENSIONS  
C15001 180 x 80 x 75H. cm  
C15002 120 x 80 x 75H. cm  
C15003 160 x 80 x 75H. cm



#### D20

**PLASTIC CHAIR**  
Tubular steel frame. Fixed plastic chair. Size: 51 x 48 x 75H. cm  
**CHAISE PLASTIQUE**  
Structure en tube d'acier. Assise plastique. Dimension: 51 x 48 x 75H. cm



## Namještaj



### DESK / BUREAU DROIT

**DESK**  
Wood desk, manufactured in 40x40x1,5 mm square tube, with legs and base and drawers top. Frame: grey color. Top: grey color. Other finishing available on demand.

**BUREAU DROIT**  
Structure en tube carré 40x40x1,5 mm. Plateau en mélaminé. Toile de fond et dessous en tissu métallique. Cadre: gris. Plateau: gris. Autre finition disponible sur demande.

### REFERENCES

F180 180 x 80 x 72 H. cm  
F160 160 x 80 x 72 H. cm  
F140 140 x 80 x 72 H. cm

OTHER:  
C338 2 hand drawers/2 tiroirs bois  
Dimensions: 42,5 x 58 x 53 H. cm



PHOTO: ANTI FOTOLISTINA PHOTO: PHOT / VISI BANCHE ON SLIDESHOT BY REFLECTOR



### TYPING RETURN / ELEMENT DE RETOUR

**TYPING RETURN**  
Connecting desk with mobility panels: including 54cm high steel panel. 2 legs 4x4cm with adjustable feet. Top thickness 25mm. Color: grey.

**ELEMENT DE RETOUR**  
Element de retour avec voile de fond et panneau blindé réglable (54cm x 1,2 mètre) en tubes réglables en hauteur 4x4x10mm. Plateau épaisseur 25mm. Couleur: gris.

### REFERENCES

F2100 100 x 60 x 72 H. cm



PHOTO: ANTI FOTOLISTINA PHOTO: PHOT / VISI BANCHE ON SLIDESHOT BY REFLECTOR



### DESK / BUREAU DROIT

**TYPING TABLE**  
Small typing desk with 4 legs 4x4cm and adjustable feet. Frame: grey color. Top: grey color. Other finishing available on demand.

**BUREAU DROIT**  
Structure en tube carré 40x40x1,5 mm. pieds réglables. Cadre: gris. Plateau: gris. Autre finition disponible sur demande.

### REFERENCES

F100 100 x 60 x 72 H. cm



PHOTO: ANTI FOTOLISTINA PHOTO: PHOT / VISI BANCHE ON SLIDESHOT BY REFLECTOR

## Opše tehničke karakteristike doktorske prostorije:

Naš doktorska prostorija sastoji se od kauča za pregled i sve potrebne opreme za liječenje pacijenata i pregleda.





## Glavna medicinska oprema



02.358.00 W 55cm L 180cm H 80cm CAP. 150 kg

**EXAMINATION COUCH**  
Manufactured in chrome-plated square steel tube. Fully adjustable headrest. Top is upholstered and covered with washable plastic and flame retardant material. Knock down construction.

**DIVAN D'EXAMEN**  
Structure en tube carré d'acier chromé. Relève-buste réglable. Matelas rembourré avec revêtement traité anti-feu lavable. Structure démontable.



02.358.10 W 55cm L 180cm H 80cm CAP. 150 kg

**EXAMINATION COUCH**  
Manufactured in s.s.frame square steel tube. Fully adjustable headrest. Top is upholstered and covered with washable plastic and flame retardant material. Knock down construction. Complete with paper roll holder.

**DIVAN D'EXAMEN**  
Structure en acier inox de section carrée. Tête réglable. Matelas rembourré avec revêtement traité anti-feu lavable. Structure démontable. Avec support pour papier.



02.357.10UNI W 55cm L 180cm H 75cm CAP. 150 kg

**EXAMINATION COUCH**  
Square frame tube manufactured in epoxy painted steel. Mounted on 4 rubber feet. Adjustable backrest by ratchet. Top is upholstered and covered with washable plastic and flame retardant material. Knock down construction.

**DIVAN D'EXAMEN**  
Châssis en tube carré fabriqué en acier peint époxy. Monté sur quatre pieds en caoutchouc. Dossier réglable par cliquet. Matelas rembourré et recouvert de plastique lavable et matériau ignifuge. Structure démontable.



# BALKAN

## Global



### TECHNICAL DATA / DONNÉES TECHNIQUES

Light Intensity / Intensité lumineuse 4600lux @ 50cm  
 Color temperature / température de couleur 6000°K  
 Voltage / tension 12V  
 Angle / angle 30°  
 Input power / puissance 3 x 3W

02.738.00E

Examination lamp, with halogen bulb, s.s.  
 foldable base w/ castors  
 Lampe halogène sur roulettes  
 52.000 lux at cm.50. 10° Angl 3 x 3w



02.738.00

**LED EXAMINATION LAMP**  
 Shadowless high-performance LED light for examination with adjustable arm. The absence of UV or infrared in the light beam is suitable for light-heat-sensitive parts. Foldable stainless steel base with 5 x Ø50 mm. castors.  
**LANPE D'EXAMEN LED**  
 Sans ombre, précision d'éclairage optimale avec bras ajustable. L'absence d'émission d'UV ou d'infrarouge rend la lampe idéale pour l'éclairage des parties sensibles à la chaleur. Piètement démontable en acier inox avec 5 roulettes de Ø50 mm.



### TECHNICAL DATA / DONNÉES TECHNIQUES

Light Intensity / Intensité lumineuse 40000 Lux@50cm  
 Color temperature / température de couleur 7000 °K  
 Head diameter / diamètre tête 120 mm  
 Lumen / Lumens 1300 lm  
 Service life / Durée de vie 30.000 h  
 Voltage / tension 175-250V - 50/60 Hz  
 Input power / puissance 16W

02.724.00

**LED EXAMINATION LAMP**  
 LED examination light with adjustable arm, supplied on plastic base with 5 castors.  
**LANPE D'EXAMEN LED**  
 Lampe d'examen LED avec bras réglable fourni sur une base en plastique avec 5 roulettes.



### TECHNICAL DATA / DONNÉES TECHNIQUES

Light Intensity / Intensité lumineuse 40000 Lux  
 Color temperature / température de couleur 4800 °K  
 Head diameter / diamètre tête 150 mm  
 Service temperature / température de service <2 °C  
 Voltage / tension 240V-50/60Hz  
 Input power / puissance 35 W

02.742.00

**LED SHADOWLESS OPERATING / EXAMINATION LAMP**  
 Shadowless operating / examination lamp, with light regulator.

**LANPE D'EXAMEN - LED**  
 Lampe d'examen/opération sans ombre avec réglage de l'intensité lumineuse.



### TECHNICAL DATA / DONNÉES TECHNIQUES

Ball / Source lumineuse Cold light source 24 V / 50 W  
 Light intensity / Intensité lumineuse > 40.000 Lux  
 Color temperature / température de couleur 3700 °K, 4500 °K  
 Illumination angle / angle d'éclairage > 100 mm  
 Size of light field / diamètre du champ lumineux 160/220 mm  
 Lamp head height / hauteur de la tête 45°  
 Lamp head angle / angle de la tête 150°  
 Emergency time / autonomie de la batterie 3 h  
 Quartz / Service life / durée de vie de la lampe > 3000 h  
 Power supply voltage / Alimentation 42 720 V / 50 Hz  
 Power / puissance 150 VA

02.745.00

**OPERATING / EXAMINATION HALOGEN LAMP**  
 Examination lamp with adjustable light intensity. Supplied with integrated rechargeable battery for operation without mains electricity.

**LANPE D'OPERATION / D'EXAMEN HALOGENE**  
 Lampe d'examen à intensité lumineuse variable. Fournie avec batterie rechargeable.



# BALKAN Global



02.512.10/02.513.10

**INSTRUMENT TROLLEY**

Epoxy painted knock down frame, mounted on casters.

CODE	SHELVES / PLATEAUX	DIM.
02.512.10	3	53 x 42 x 93 h cm
02.513.10	4	53 x 42 x 93 h cm

**GUERIDON A INSTRUMENTS**

Structure en acier émaillé. Monté sur roulettes. Structure démontable.



02.512.00/02.513.00/02.514.00

**INSTRUMENT TROLLEY**

Epoxy painted knock down frame, mounted on casters. Upstands on three sides.

CODE	SHELVES / PLATEAUX	DIM.
02.512.00	2	46 x 37 x 77 h cm
02.513.00	3	46 x 37 x 85 h cm
02.514.00	4	46 x 37 x 112 h cm

**GUERIDON A INSTRUMENTS**

Structure en acier émaillé. Plateau supérieur avec grille sur 3 côtés. Monté sur roulettes. Structure démontable.



### WARD SCREEN / PARAVENT

**WARD SCREEN**

Ward screens available 2, 3 or 4 panels. Mounted on 50mm castors. Supplied with washable and flame retardant curtains. Available in different finishing.

**PARAVENT**

Paravents disponibles avec 2, 3 ou 4 panneaux. Montés sur roulettes de 50mm. Fournis avec rideaux en tissu ignifuge et lavables. Disponible en différentes finitions.

**Epoxy painted steel tube / Tube d'acier revêtement époxy**

02.824.01	2 panels / 2 panneaux	116x50x180 H. cm
02.825.01	3 panels / 3 panneaux	172x50x180 H. cm
02.826.01	4 panels / 4 panneaux	200x50x180 H. cm

**Chromed steel tubular frame / Tube d'acier chromé**

02.824.00	2 panels / 2 panneaux	100x42x167 H. cm
02.825.00	3 panels / 3 panneaux	150x42x167 H. cm
02.826.00	4 panels / 4 panneaux	200x42x167 H. cm

**Stainless steel tubular frame / Tube d'acier inoxydable**

02.824.05	2 panels / 2 panneaux	100x42x167 H. cm
02.825.05	3 panels / 3 panneaux	150x42x167 H. cm
02.826.05	4 panels / 4 panneaux	200x42x167 H. cm

**Telescopic ward screen / Paravent télescopique**

02.823.00	aluminium tubular frame, made of washable and flame retardant fabric. Tube d'aluminium. Panneaux en tissu ignifuge et lavables.
-----------	---



# BALKAN

## Global



02.900.00

**GB** REVOLVING STOOL  
Plastic base with 5 casters.

**F** TABOURET  
Piètement en plastique 5 branches avec roulettes.

Ø 32cm H 48/65cm

OTHER CONFIGURATION  
AUTRE CONFIGURATION

02.901.00  
With Gas Pump  
Avec pompe à gaz  
(50 / 70 cm H)



02.903.00

**GB** REVOLVING STOOL  
Plastic base with 5 casters.

**F** TABOURET  
Piètement en plastique 5 branches avec roulettes.

Ø 35cm H 45/60cm



02.904.00

**GB** REVOLVING STOOL  
Plastic base with 5 casters.

**F** TABOURET  
Piètement en plastique 5 branches avec roulettes.

Ø 32cm H 50/56cm

OTHER CONFIGURATION  
AUTRE CONFIGURATION

02.905.00  
With gas pump  
Avec pompe à gaz  
(50 / 56 cm H)



02.907.00

**GB** SADDLE STOOL  
Height adjustable by means of a gas pump. Aluminium base with 50mm plastic castors. Complete with foot rest and foot pedal blocking device.

**F** TABOURET SELLE AVEC DOSSIER  
Hauteur ajustable par pompe à gaz. Piètement en aluminium, roues en plastique ø50mm. Pédale de blocage au sol. Repose-pieds.

Seat/Siège 40cm H 63/83cm

ARMREST (OPTIONAL)  
ACCOUROIR (SUR DEMANDE)



02.907.10

**GB** DOCTOR STOOL  
Stainless steel stool large base.

**F** TABOURET MEDICAL  
Large base en inox.

Ø 35cm H 55/65cm



# BALKAN

## Global



03.213X

**INSTRUMENT TRAYS**  
Manufactured in 18/10 stainless steel. Pressed without welding. Two side handles.

**PLATEAU A INSTRUMENTS**  
Acier inoxydable 18/10. Pressé et sans soudures. Deux poignées de manipulation.

**AVAILABLE CONFIGURATIONS / CONFIGURATIONS DISPONIBLES**  
03.2135 mm 210 x 110 x 50  
03.2136 mm 240 x 160 x 50  
03.2137 mm 300 x 180 x 50  
03.2138 mm 360 x 210 x 50  
03.2139 mm 400 x 230 x 55



03.212X.00

**INSTRUMENT BOILERS**  
Manufactured in 18/10 stainless steel. Body and lid pressed without welding. With internal tray. Two side handles.

**BOUILLEUR A INSTRUMENTS**  
Acier inoxydable 18/10. Pressé et sans soudures. Deux poignées de manipulation et avec plateau interne.

**AVAILABLE CONFIGURATIONS / CONFIGURATIONS DISPONIBLES**  
03.2127.00 mm 210 x 110 x 50  
03.2128.00 mm 240 x 160 x 50  
03.2129.00 mm 300 x 180 x 50  
03.2130.00 mm 300 x 210 x 50  
03.2131.00 mm 400 x 230 x 55



03.900X.XX

**IRIGATOR**  
Manufactured in 18/10 stainless steel, without welding. With handle and holder.

**IRRIGATEUR**  
Acier inoxydable 18/10, sans soudures. Avec poignée de manipulation et cochet.

**AVAILABLE CONFIGURATIONS / CONFIGURATIONS DISPONIBLES**  
03.9001.00 1000 ml  
03.9002.10 1500 ml  
03.9003.20 2000 ml



03.528X.XX

**KIDNEY BOWLS**  
Manufactured in 18/10 stainless steel. Pressed without welding.

**HARKOT**  
Acier inoxydable 18/10. Pressé et sans soudures.

**AVAILABLE CONFIGURATIONS / CONFIGURATIONS DISPONIBLES**  
**without welding / sans soudures**  
03.5281.00 180 mm ml 100  
03.5281.20 200 mm ml 400  
03.5282.00 250 mm ml 550  
03.5283.00 280 mm ml 1000  
**with welding / avec soudures**  
03.5281.10 160 mm ml 100  
03.5281.30 200 mm ml 400  
03.5282.10 250 mm ml 550  
03.5283.10 280 mm ml 1000



03.901X

**GRADUATED MEASURING JAR**  
Manufactured in 18/10 stainless steel, without welding. With handle.

**VERRE DOSEUR**  
Acier inoxydable 18/10, sans soudures. Avec poignée.

**AVAILABLE CONFIGURATIONS / CONFIGURATIONS DISPONIBLES**  
03.9010 500 ml  
03.9011 1000 ml



03.525X.XX

**ROUND BOWLS**  
Manufactured in 18/10 stainless steel. Pressed without welding. Flat bottom.

**CUPILE**  
Acier inoxydable 18/10. Pressé et sans soudures. Fond plat.

**AVAILABLE CONFIGURATIONS / CONFIGURATIONS DISPONIBLES**  
**without welding / sans soudures**  
03.5252.00 Ø 46 mm ml 30  
03.5253.00 Ø 60 mm ml 50  
03.5254.00 Ø 80 mm ml 750  
03.5255.00 Ø 100 mm ml 250  
03.5256.00 Ø 120 mm ml 450  
03.5257.00 Ø 150 mm ml 750  
03.5258.00 Ø 180 mm ml 1300  
03.5259.00 Ø 200 mm ml 2100  
**with welding / avec soudures**  
03.5252.10 Ø 40 mm ml 30  
03.5253.10 Ø 60 mm ml 50  
03.5254.10 Ø 80 mm ml 750  
03.5255.10 Ø 100 mm ml 250  
03.5256.10 Ø 120 mm ml 450  
03.5257.10 Ø 150 mm ml 750  
03.5258.10 Ø 180 mm ml 1300  
03.5259.10 Ø 200 mm ml 2100



03.7326

**SPUTUM CUP**  
Manufactured in 18/10 stainless steel. Pressed without welding, complete with handle and lid.

**CRACHOIR**  
Acier inoxydable 18/10, sans soudures. Avec couvercle et poignée.



# BALKAN Global



## DRUMS / TAMBOURS

**ROUND STERILIZER DRUM**  
Manufactured in 18/10 stainless steel. Corned top and bottom with sliding removable band and drop down clasps. Hinged lid.

**TAMBOURS POUR LA STERILISATION**  
Acier inoxydable 18/10, couvercle à charnières et fermetures latérales.

AVAILABLE CONFIGURATIONS / CONFIGURATIONS DISPONIBLES

03.1001 mm. Ø 125 x 60 H	03.1012 mm. Ø 190 x 190 H	03.1023 mm. Ø 290 x 145 H	03.1034 mm. Ø 340 x 290 H
03.1002 mm. Ø 125 x 125 H	03.1013 mm. Ø 190 x 240 H	03.1024 mm. Ø 290 x 145 H	03.1035 mm. Ø 340 x 290 H
03.1003 mm. Ø 125 x 175 H	03.1014 mm. Ø 190 x 290 H	03.1025 mm. Ø 290 x 190 H	03.1036 mm. Ø 340 x 290 H
03.1004 mm. Ø 150 x 80 H	03.1015 mm. Ø 240 x 120 H	03.1026 mm. Ø 290 x 240 H	03.1037 mm. Ø 390 x 140 H
03.1005 mm. Ø 150 x 100 H	03.1016 mm. Ø 240 x 145 H	03.1027 mm. Ø 290 x 240 H	03.1038 mm. Ø 390 x 145 H
03.1006 mm. Ø 150 x 130 H	03.1017 mm. Ø 240 x 165 H	03.1028 mm. Ø 290 x 240 H	03.1039 mm. Ø 390 x 190 H
03.1007 mm. Ø 150 x 150 H	03.1018 mm. Ø 240 x 190 H	03.1029 mm. Ø 290 x 290 H	03.1040 mm. Ø 390 x 240 H
03.1008 mm. Ø 150 x 180 H	03.1019 mm. Ø 240 x 240 H	03.1030 mm. Ø 340 x 145 H	03.1041 mm. Ø 390 x 290 H
03.1009 mm. Ø 180 x 125 H	03.1020 mm. Ø 240 x 290 H	03.1031 mm. Ø 340 x 145 H	03.1042 mm. Ø 390 x 240 H
03.1010 mm. Ø 180 x 145 H	03.1021 mm. Ø 240 x 340 H	03.1032 mm. Ø 340 x 190 H	03.1043 mm. Ø 390 x 290 H
03.1011 mm. Ø 180 x 165 H	03.1022 mm. Ø 240 x 390 H	03.1033 mm. Ø 340 x 240 H	03.1044 mm. Ø 390 x 490 H



## DRUMS / TAMBOURS

**ROUND STERILIZER DRUM**  
Manufactured in 18/10 stainless steel. Corned top and bottom with sliding removable band and drop down clasps. Hinged lid.

**TAMBOURS POUR LA STERILISATION**  
Acier inoxydable 18/10, couvercle à charnières et fermetures latérales.

AVAILABLE CONFIGURATIONS / CONFIGURATIONS DISPONIBLES

03.1051 mm. Ø 125 x 60 H	03.1062 mm. Ø 190 x 145 H	03.1073 mm. Ø 290 x 340 H	03.1084 mm. Ø 390 x 290 H
03.1052 mm. Ø 125 x 100 H	03.1063 mm. Ø 190 x 165 H	03.1074 mm. Ø 290 x 290 H	03.1085 mm. Ø 390 x 240 H
03.1053 mm. Ø 125 x 125 H	03.1064 mm. Ø 240 x 190 H	03.1075 mm. Ø 290 x 145 H	03.1086 mm. Ø 390 x 490 H
03.1054 mm. Ø 150 x 80 H	03.1065 mm. Ø 240 x 240 H	03.1076 mm. Ø 290 x 145 H	
03.1055 mm. Ø 150 x 100 H	03.1066 mm. Ø 240 x 240 H	03.1077 mm. Ø 290 x 145 H	
03.1056 mm. Ø 150 x 130 H	03.1067 mm. Ø 240 x 290 H	03.1078 mm. Ø 290 x 145 H	
03.1057 mm. Ø 150 x 150 H	03.1068 mm. Ø 240 x 340 H	03.1079 mm. Ø 290 x 145 H	
03.1058 mm. Ø 150 x 180 H	03.1069 mm. Ø 240 x 390 H	03.1080 mm. Ø 340 x 290 H	
03.1059 mm. Ø 180 x 125 H	03.1070 mm. Ø 240 x 440 H	03.1081 mm. Ø 340 x 145 H	
03.1060 mm. Ø 180 x 145 H	03.1071 mm. Ø 240 x 490 H	03.1082 mm. Ø 340 x 145 H	
03.1061 mm. Ø 180 x 165 H	03.1072 mm. Ø 240 x 540 H	03.1083 mm. Ø 340 x 145 H	
03.1062 mm. Ø 180 x 190 H	03.1073 mm. Ø 240 x 590 H	03.1084 mm. Ø 340 x 190 H	
	03.1074 mm. Ø 290 x 240 H	03.1085 mm. Ø 390 x 240 H	



### 03.9020.XX

**PRESSING JAR**  
Manufactured in 18/10 stainless steel, with cover.

**BOITE A COTON**  
Acier inoxydable 18/10, avec couvercle.

AVAILABLE CONFIGURATIONS / CONFIGURATIONS DISPONIBLES

03.9020.00 mm. 75 x 75
03.9020.10 mm. 100 x 100
03.9020.20 mm. 125 x 125
03.9020.30 mm. 150 x 150
03.9020.40 mm. 180 x 180
03.9020.50 mm. 200 x 200
03.9020.60 mm. 250 x 250
03.9020.70 mm. 300 x 300



### 03.2201

**ALCOHOL PLATE**  
Manufactured in 18/10 stainless steel.

**SUPPORT POUR LAMPES A ALCOOL**  
Acier inoxydable 18/10.

AVAILABLE CONFIGURATIONS / CONFIGURATIONS DISPONIBLES

03.2201	two flames down four
03.2202	three flames four



### 03.6324 / 03.6323

**ALCOHOL LAMPS**  
Manufactured in 18/10 stainless steel. Chrome plated brass cap.

**LAMPE A ALCOOL**  
Acier inoxydable 18/10. Couvercle en bronze chromé.

AVAILABLE CONFIGURATIONS / CONFIGURATIONS DISPONIBLES

03.6324	100 CC
03.6323	50 CC



### 03.218X

**INSTRUMENT BOXES**  
Manufactured in 18/10 stainless steel. Body and lid pressed without welding.

**BOITE A INSTRUMENTS**  
Acier inoxydable 18/10, boîte et couvercle pressés, sans soudures.

AVAILABLE CONFIGURATIONS / CONFIGURATIONS DISPONIBLES

03.2181 mm. 180 x 80 x 40 H
03.2182 mm. 200 x 100 x 40 H
03.2183 mm. 220 x 120 x 60 H
03.2184 mm. 250 x 120 x 60 H
03.2185 mm. 300 x 150 x 60 H
03.2186 mm. 300 x 150 x 60 H
03.2187 mm. 400 x 160 x 75 H
03.2188 mm. 500 x 200 x 120 H



### 03.216X

**INSTRUMENT BOXES**  
Manufactured in 18/10 stainless steel. Body and lid pressed without welding. Hooks to lift the instrument tray.

**BOULLEIERS A INSTRUMENTS**  
Acier inoxydable 18/10, boîte et couvercle pressés, sans soudures. Crochets pour lever le plateau.

AVAILABLE CONFIGURATIONS / CONFIGURATIONS DISPONIBLES

03.2168 mm. 180 x 80 x 40 H
03.2169 mm. 200 x 100 x 60 H
03.2170 mm. 220 x 120 x 60 H
03.2171 mm. 250 x 120 x 60 H
03.2172 mm. 300 x 150 x 60 H
03.2173 mm. 300 x 150 x 60 H
03.2174 mm. 400 x 160 x 75 H
03.2175 mm. 500 x 200 x 120 H



### 03.219X

**INSTRUMENT BOXES WITH SUPPORT**  
Manufactured in 18/10 stainless steel. Pressed without welding.

**BOULLEUR A INSTRUMENTS**  
En acier inoxydable 18/10. Boîte et couvercle pressés sans soudures. Avec pieds robotisables.

AVAILABLE CONFIGURATIONS / CONFIGURATIONS DISPONIBLES

03.2191 mm. 180 x 80 x 40 H
03.2192 mm. 200 x 100 x 60 H
03.2193 mm. 220 x 120 x 60 H
03.2194 mm. 250 x 120 x 60 H
03.2195 mm. 300 x 150 x 60 H
03.2196 mm. 300 x 150 x 60 H
03.2197 mm. 400 x 160 x 75 H
03.2198 mm. 500 x 200 x 120 H



### Emergency

### Section 9



**COP216**

**ISO THERMIC BLANKET**  
Polyester soft-foam emergency blanket. Silver side protect patient against cold. Gold side protect patient against heat. Size: cm 150 x 220.

**COUVERTURE DE SURVIE**  
Drap isolant 2 faces. Face argentée pour la protection contre la chaleur. Face dorée pour la protection contre le froid. Dimensions: 150 x 220 cm.



**PRA066**

**MOUTH OPENER**  
Made of plastic material

**OUVRE-BOUCHE**  
Ouvre-bouche en matière plastique



**PRA067**

**MOUTH OPENER**  
Made of plastic material

**OUVRE-BOUCHE**  
Ouvre-bouche en matière plastique



**PIN201**

**TONGUE PULLER**  
Made of plastic material

**PINCE TIRE-LANGUE**  
Pince tire-langue en matière plastique



**RWA028**

**MOUTH TO MOUTH AIRWAY**

Disposable mouth to mouth airway with a one way valve. Non toxic PVC.

**MASQUE BOUCHE À BOUCHE**  
Masque PVC orotracheal avec valve anti retour.



**ALUFLEX SPLINT**

**ALUFLEX SPLINTS**  
Light weight foam pad with inner aluminium layer. Used for small fractures.

**ATTELLES ALUFLEX**  
Atelles en mousse légère avec intérieur aluminium particulièrement indiquées dans le cas de petites fractures.  
STE116 46 X 1cm  
STE118 46 X 2cm  
STE119 46 X 2,5cm



**LAC001**

**TORNIQUET**  
Tourniquet made in pure latex. Length cm 33, box of 200 pcs.

**GARROT**  
En latex tubulaire, longueur 33 cm. Boîte de 200 pièces.



**08.0003**

**DIAGNOSTIC LAMP**  
Diagnostic lamp with push-button.

**LAMPE DIAGNOSTIQUE**  
Lampe diagnostique avec bouton-poussoir

08.0003 without / sans batteries  
08.0004 with / avec batteries type AAA 1,5 V



**MAT 022**

**SPLINTER REMOVAL PENCIL**

**CRAYON MAGNETIQUE OCULAIRE**



**15.9050**

**HOT WATER BAG 2000 ml**

**BOULLOTTE 2000 ml**



**15.9051**

**ICE BAG cm25**

**VESSEIE A GLACE cm25**



**INT31XXXX**

**CLIPPED ENDO-TRACHEAL TUBES**

INT314000 5.0  
INT314002 5.5  
INT314004 6.0  
INT314006 6.5  
INT314008 7.0  
INT314010 7.5  
INT314012 8.0  
INT314014 8.5  
**UNCIPPED ENDO-TRACHEAL TUBES**  
INT313990 7.5  
INT313992 3.0  
INT313994 3.5  
INT313996 4.0  
INT313998 4.5



**INT314024**

**INTUBATION REANER**

**STYLET ENDOTRACHÉAL**





# BALKAN

## Global



C150002/E W 55cm L 175cm H 51cm CAP. 150 kg

**■** ELECTRIC BLOOD DONOR AND RELAX CHAIR  
Made of washable (class 1 IV) and disinfectant treatable material. Anatomic padding with different density. Height adjustable armrests which can rotate 180°. Tilted/tilt and reverse/Reverse position. Maximum load capacity: 150 kg.

**■** FAUTEUIL DE PRÉLÈVEMENT ET DE RELAXATION ÉLECTRIQUE  
Fabriqué en matériaux lavables, (classe 1 IV). Les appuie-têtes sont réglables en hauteur et pivotent à 180°. Inclinaison : dossier réglable en position Tilted/tilt / Avri/Reverse position. Capacité maximale de charge: 150 kg.

AVAILABLE COLORS / COULEURS DISPONIBLES

Green / Vert	Black / Noir
Blue / Bleu	Grey / Gris
White / Blanc	Beige / Beige



C150002/R W 55cm L 175cm H 51cm CAP. 150 kg

**■** BLOOD DONOR AND RELAX CHAIR  
Made of washable (class 1 IV) and disinfectant treatable material. Anatomic padding with different density. Height adjustable armrests which can rotate 180°. Tilted/tilt and reverse/Reverse position. Maximum load capacity: 150 kg. Mounted on 4 casters, 2 with brakes.

**■** FAUTEUIL DE PRÉLÈVEMENT ET DE RELAXATION  
Fabriqué en matériaux lavables, (classe 1 IV). Les appuie-têtes sont réglables en hauteur et pivotent à 180°. Inclinaison : dossier réglable en position Tilted/tilt / Avri/Reverse position. Capacité maximale de charge: 150 kg. Équipé de roulettes, 2 avec freins.

AVAILABLE COLORS / COULEURS DISPONIBLES

Green / Vert	Black / Noir
Blue / Bleu	Grey / Gris
White / Blanc	Beige / Beige



C150001 W 63cm L 42cm H 50cm CAP. 130 kg

**■** BLOOD DONOR CHAIR  
Chromium plated steel tube. Legs, seat, back and armrest are padded and covered with washable plastic material.  
Adjustable backrest and leg rest. Adjustable arm rests.

**■** FAUTEUIL DE PRÉLÈVEMENT  
Structure en acier chromé. Assise entièrement revêtue de plastique lavable. Mouvement du dos et des jambes, gouttières réglables.

AVAILABLE COLORS / COULEURS DISPONIBLES

Green / Vert	Black / Noir
Blue / Bleu	Grey / Gris
White / Blanc	Beige / Beige



C150004 W 80cm L 42cm H 50cm CAP. 130 kg

**■** BLOOD DONOR CHAIR  
Epoxy painted steel tube. Legs, seat and back are padded and covered with washable plastic material.  
Adjustable backrest and leg rest. Adjustable arm rests.

**■** FAUTEUIL DE PRÉLÈVEMENT  
Structure en acier époxy. Assise entièrement revêtue de plastique lavable. Mouvement du dos et des jambes, gouttières réglables.

AVAILABLE COLORS / COULEURS DISPONIBLES

Green / Vert	Black / Noir
Blue / Bleu	Grey / Gris
White / Blanc	Beige / Beige





# BALKAN Global



ECG 300 A W 31cm L 27cm H 7,5cm

### THREE CHANNELS ELECTROCARDIOGRAPH

High resolution LCD screen, vivid waveform display, 12 Leads ECG simultaneous acquisition, Built-in high-resolution thermal printer, Built-in rechargeable Li-ion battery, AC/DC power supply, Anti-defibrillation, Complete digital filtering, Resting baseline drift, Automatic baseline adjustment, Automatic ECG measurement and interpretation, Large patient data storage, 150PEGS, USB for data transfer to PC, Three printing formats (Auto, Manual and Rhythm) selectable, 1/2/3 channel ECG waveform and rhythm leads record out, Lead status diagram display.

### ELECTROCARDIOGRAPHE ECG - 3 PISTES

ECG de repos compact, Ecran LCD haute résolution, Impression thermique intégrée, Acquisition simultanée des 12 dérivations, Batterie Li-ion rechargeable, Protection contre les interférences du défibrillateur, Filtre numérique complet, élimination de la base et interférences, Ajustement automatique de la ligne de base, amplification et transfert automatique de dérivation, Mesure et interprétation automatiques de l'ECG, Sélection du mode de travail : Auto/Manuel/Rythme.

### TECHNICAL SPECIFICATIONS / SPECIFICATIONS TECHNIQUES

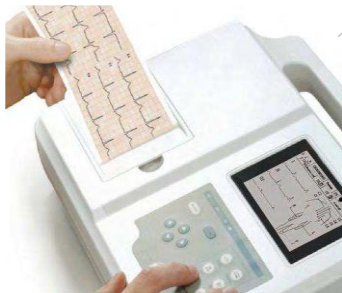
Alternate current / Alimentation	V, Hz	100V-250V, 50/60Hz
Battery type / Type de batterie	(material)	Li-ion
Rated Voltage / Tension	(V-Ah)	14.4V/1.6Ah
Working time / Autonomie	(hours)	about/env. 4 h
Charging Time / Temps de charge	(hours)	6.5 hrs
Built-in / Intégrée	(Yes/No)	Yes/Oui
Paper dimension / Papier	(mm)	80mm x 20 mm
Resolution / Résolution	(dots)	320x240
LCD type / Type LCD	(color/B&W)	B&W / N&B
Display dimensions / Dimensions écran	(Yes/No)	3.8"
Interpretation / Interprétation	(Yes/No)	Yes/Oui
Available languages / Langues disponibles		ITA/ENG/FR/SPA/PORT
PC ECG software / Logiciel PC ECG	(Yes/No)	Option
Password protection / Mot de passe	(Yes/No)	Yes/Oui
USB OUTPUT / Port USB	(Yes/No)	Yes/Oui
RS 232 OUTPUT / Port RS 232	(Yes/No)	Yes/Oui
Memory / Mémoire		150 ECG

### STANDARD ACCESSORIES / ACCESSOIRES STANDARD

12 Lead ECG Patient Cable / Câble patient	Qty 1
Earthing Cable / Câble de mise à la terre	Qty 1
Mains Cable / Câble d'alimentation	Qty 1
Paper Roll / Rouleau de papier	Qty 1
Chest Electrodes / Electrodes précordiales	Qty 6
Limb Electrodes / Electrodes périphériques	Qty 4

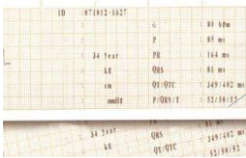


CARRYING HANDLE / POIGNEE DE TRANSPORT



### FEATURES / FONCTIONNALITES

- High precision digital filter has strong anti baseline drift function, can eliminate interference waves, and has AC filter, EMG filter, anti filter and low-pass filter.
- Automatic ECG wave measuring & diagnostic report printout
- Monochrome LCD(320\*240)
- 80mm wide thermal recorder, no compressed and overlapping waveforms
- Complete digital design, digital filtering, auto-gain, automatically adjust baseline and switch leads
- Synchronously collect and enlarge 12 leads, can choose any lead to calculate rhythm
- Use unique high precision digital filter to eliminate baseline drifting, EMG and other interference, easier to analyze waveforms
- Mesure ECG automatique et impression du rapport de diagnostic
- Ecran LCD monochrome (320x240)
- Impression thermique 80mm, pas de courbes compressées ou superposées
- Conception digitale : filtrage numérique, amplification, ajustement automatique de la ligne de base et transfert de dérivation
- Acquisition et agrandissement simultanés de 12 dérivation. Choix de la dérivation pour calcul du rythme
- Filtre numérique de haute précision évitant la dérive de base, EMG et autres interférences. Facilité accrue de l'analyse des formes d'onde.



### POWERFUL ANALYSIS AND DIAGNOSTIC SOFTWARE

After studying the three standard databases MIT, CSE and AHA and doing over 100,000 clinical cases, the analysis and diagnostic software ensures the accuracy and authority of automatic analysis.

LOGICIEL D'ANALYSE ET DE DIAGNOSTIC PERFORMANT  
Basé sur l'étude des trois standards MIT, CSE et AHA et réalisé sur 100,000 cas cliniques, le logiciel assure la précision et l'autorité de son analyse et diagnostic automatique.

### STANDARD ACCESSORIES / ACCESSOIRES STANDARD





# BALKAN

## Global



S501

**GB** BABY HANGING SCALE  
With trousers.

**F** PÈSE-BÉBÉ SUSPENDU  
Large codran. Avec culotte.

TECHNICAL SPECIFICATIONS / SPECIFICATIONS TECHNIQUES

Max capacity / Portée max 25 kg  
Graduation / Graduation 100 g

REFERENCES

S501.10 baby hanging trousers / culotte  
S501.20 carrying case / sacochette de transport



S502

**GB** BABY HANGING SCALE

**F** PÈSE-BÉBÉ SUSPENDU  
Large codran.

TECHNICAL SPECIFICATIONS / SPECIFICATIONS TECHNIQUES

Max capacity / Portée max 5 kg  
Graduation / Graduation 20 g

REFERENCES

S501.10 baby hanging trousers / culotte  
S501.20 carrying case / sacochette de transport



S222/F

**GB** HEIGHT ROD WALL TYPE

**F** TOISE MURALE

TECHNICAL SPECIFICATIONS / SPECIFICATIONS TECHNIQUES

Range / Plage de mesure 92 - 203 cm  
Graduation / Graduation 1 mm



S209/F

**GB** HEIGHT ROD

**F** TOISE TÉLESCOPIQUE

TECHNICAL SPECIFICATIONS / SPECIFICATIONS TECHNIQUES

Range / Plage de mesure 0-100 cm  
Graduation / Graduation 1 mm



S210/F

**GB** HEIGHT ROD

**F** TOISE TÉLESCOPIQUE

TECHNICAL SPECIFICATIONS / SPECIFICATIONS TECHNIQUES

Range / Plage de mesure 0-100 cm  
Graduation / Graduation 5 mm



S211/F

**GB** HEIGHT ROD

**F** TOISE TÉLESCOPIQUE

TECHNICAL SPECIFICATIONS / SPECIFICATIONS TECHNIQUES

Range / Plage de mesure 0-90 cm  
Graduation / Graduation 1 mm



S208

**GB** METRE ROD

**F** MÈTRE RUBAN MURAL

TECHNICAL SPECIFICATIONS / SPECIFICATIONS TECHNIQUES

Range / Plage de mesure 0-200 cm  
Graduation / Graduation 1 mm



Z90012

**GB** TAPE MEASURE

**F** MÈTRE RUBAN

TECHNICAL SPECIFICATIONS / SPECIFICATIONS TECHNIQUES

Range / Plage de mesure 0-200 cm  
Graduation / Graduation 1 mm



S225

**GB** HEIGHT ROD WITH BASE

**F** TOISE TÉLESCOPIQUE AVEC BASE

TECHNICAL SPECIFICATIONS / SPECIFICATIONS TECHNIQUES


Range / Plage de mesure 85 - 210 cm  
Graduation / Graduation 1 mm  
Base / Base 280x320x45H mm



## Opšte tehničke karakteristike X-Ray:

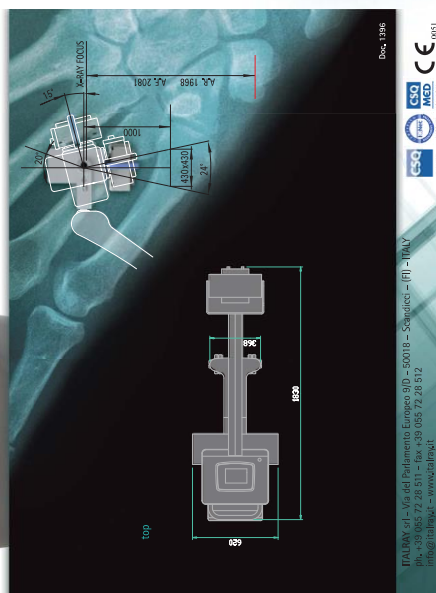
X-ray modul je zasnovan na kutiji s kontejnerima ISO 20ft, koja je modifikovana i opremljena izolacijom X-Ray zaštite u zidovima. Kontejner je spreman za upotrebu i priključuje se i igra. Kompletna oprema je pakovana u kontejner

## Glavna medicinska oprema



**OPERATING AND CONTROL TABLE**  
User interface with TOUCH SCREEN DISPLAY, which includes an alpha numerical keypad to manage the system, display the patient energy and the keypad for entering the patient data to be printed in case of a DAP, room. The dose and the type of mains power are displayed directly on the touch screen.

**BREAKING SYSTEM**  
A comfortable handle facilitates the push of the unit and its positioning. The breaking system is a DEAD-MAN type and blocks the unit in any position, just releasing the handle.



ITALRAY s.r.l. - Via del Parlamento Europeo 9/D - 50018 - Scappato - (FI) - ITALY  
Tel. +39 0572 28 511 - Fax +39 0572 28 512  
info@italray.it - www.italray.it  
Doc. 1956



**BALKAN**  
Global

**CABLAS** s.r.l.

Via Michelangelo Buonarroti, 52  
20093 Cobognone Monzese (MI)  
Tel. (02) 253.80.88 r.a.  
Tele fax (02) 27.300644  
[www.cablas.com](http://www.cablas.com)  
[cablas@cablas.com](mailto:cablas@cablas.com)

### TECHNICAL DATA - SHEET

#### ANTIX APRON WITH SCAPULAR PROTECTION SINGLE SIZE



*The product  
don't require the  
GMDN code  
as  
INDIVIDUAL  
ANTIX  
PROTECTION  
DEVICE*





- Complete frontal protection.
- Padded shoulders for reduced shoulder stress and equitable distribution of weight.
- Belt snap closure.
- Easy to wear and remove.
- Pocket included.
- Allows you to sit and bend easily.



## TECHNICAL DATA-SHEET

### MOBILE PROTECTION

1 DOOR	3 DOOR
	
<p><b>P-FM01</b></p> <ul style="list-style-type: none"><li>• Wall cm 80 x 190h</li><li>• Lead glass eq pb mm 2.0 dim. cm 24 x 30</li><li>• WEIGHT: 73 Kg</li></ul>	<p><b>P-FM03</b></p> <ul style="list-style-type: none"><li>• Wall cm 30 + 80 +30 x 190 h</li><li>• Lead glass eq pb mm 2.0 dim. cm 24 x 30</li><li>• WEIGHT: 105</li></ul>
<p><b>P-FM02</b></p> <ul style="list-style-type: none"><li>• Wall cm 80 x 190h</li><li>• Lead glass eq pb mm 2.0 dim. cm 30 x 40</li><li>• WEIGHT: 75 Kg</li></ul>	<p><b>P-FM04</b></p> <ul style="list-style-type: none"><li>• Wall cm 30 + 80 +30 x 190 h</li><li>• Lead glass eq pb mm 2.0 dim. cm 30 X 40</li><li>• WEIGHT: 107 Kg</li></ul>

- Mobile protection, sliding on wheels equipped with brakes;
- Frame in tubular steel painted in focus;
- Antix panel Pb mm 2, coating with plastic laminate;
- Complete of lead glass eq pb mm 2.0.



## STRETCHER FOR MAGNETIC RESONANCE R-MN-60 (Low Energy – Up to 3.5T)



- Frame Perimeter, anodized aluminum tube, with four cast aluminum joints for the attachment of the side rails;
- Steel frame for semi-oval section 40x20 mm;
- Frame rails in anodized aluminum tube with nylon components with unique design and ergonomic handle: challengeable in three different positions for easy and safe handling;
- The drop sides are quickly lowerable thanks to a system of immediate release;
- Support Frame in anodized aluminum tube with four swivel wheels, two with brake diagonally;
- Fixed height.

CODE	DESCRIPTION
R-MN-60	Outside dim. cm 200 x 63 x 80 h Max weight carried Kg 120 (mattress not included) Weight Kg 30



# BALKAN

Global



### E.C.G. TROLLEY

**■** E.C.G. TROLLEY  
Made of epoxy-painted steel tube. Mounted on 4 x ø 50mm castors, 2 with brakes.

**■** GUERDON POUR E.C.G.  
Structure en tube d'acier émaillé. Monté sur 4 roulettes ø 50mm, 2 avec freins.





# BALKAN

Global

---

### Opšte tehničke karakteristike:

Naše ljekarsko rješenje sastoji se od cjelovitog ljekarskog sistema s proizvođačima hladnjaka, vaga i tableta. Ljekarski proizvodi su pakovani u kutije za zaključavanje koje imaju različite ladice za prepoznavanje i odvajanje predmeta.

Mobilna jedinica za sterilizaciju ima sve potrebne uređaje za sterilizaciju sa parnom i ultrazvučnom sterilizacijom. Naši medicinski alati izrađeni su djelomično od materijala za jednokratnu upotrebu i više upotreba.





### Medico køleskabe



MKUv 1610



MKUv 1613



MKV 3910



MKV 3913

” Skabene på denne side opfylder DIN 58345 normen. ”



Lås hyld - HH305120



Lås hyld - HH300520

### Medico køleskabe

#### Fælles features

- Comfort elektronisk styring
- Eksternt digitalt display
- Indvendig LED belysning (kun MKU 3913 og MKUv 1613)
- Lås
- Temperatur- og døralarm
- Stømsvigtalarm
- Selvlukkende døre
- Ergonomisk håndtag
- RS ABS-udgang for ekstern overvågning
- 10 mm adgangsport til ekstern tæler

Produktdata	MKUv 1610	MKUv 1613	MKV 3910	MKV 3913
Udførelse	Ventileret køl	Ventileret køl	Ventileret køl	Ventileret køl
Nettovolumen (liter)	116	115	300	281
Udvendige mål (B×D×H / mm)	600 × 615 × 820	600 × 615 × 820	600 × 615 × 1840	600 × 615 × 1840
Indvendige mål (B×D×H / mm)	440 × 435 × 670	440 × 435 × 670	440 × 435 × 1635	440 × 435 × 1635
Temperaturområde (°C)	+5	+5	+5	+5
Energiforbrug (kWh/24t)	0,7	1,0	0,8	1,3
Nettovægt (kg)	37	43	66	85
Indeholder	ABS plast - hvid	ABS plast - hvid	ABS plast - hvid	ABS plast - hvid
Dørmateriale	Stål	Glas	stål dør	Glas
Antal justerbare hylder (stk.)	3	3	5	5
Hyldemål (B×D / mm)	440 × 420	440 × 420	440 × 420	440 × 420
Hyldekapacitet (kg)	45	45	45	45
Indvendig lys	-	LED	-	LED
Støjniveau (dB (A))	45	45	48	48
Klimaklasse	SN-ST	SN-ST	SN-ST	SN-ST

Varenummer	MKUv 1610	MKUv 1613	MKV 3910	MKV 3913
------------	-----------	-----------	----------	----------



## 4.3. Laboratorijska jedinica



### Opšte tehničke karakteristike:

Kao dio bolnice kombinovali smo banku krvi i laboratorijsku jedinicu u jedan ISO 20ft spremnik. Sastoji se od dolje navedenih predmeta i dodataka



## Glavna medicinska oprema



MEDICAL OVERSEAS PHARMA

### BINOCULAR MICROSCOPE

Réf : 50100107

#### Technical features :



Binocular head, 45° inclined and 360° revolving  
Interpupillary distance adjustment: 53-72 mm  
± 5 diopter compensation in both eyepiece holders  
Eyepieces: WF10x/18mm et P16x  
Clockwise and anticlockwise revolving quadruple nosepiece  
Achromatic and anti-fungal objectives : 4x, 10x, 40x (R), 100x (R) (I)  
Coarse and fine focus by coaxial knobs  
Mechanical stage: 130x140 mm .  
Moving range: 75 (X) x 50 (Y) mm  
Abbe condenser (N.A 1.25) with diaphragm end filter  
Halogen lamp (6 V, 20 W) with intensity potentiometer



### BAÑOS TERMOSTÁTICOS DIGITALES THERMOSTATIC DIGITAL BATHS

Baños termostáticos digitales diseñados para conseguir una temperatura homogénea de las disoluciones o muestras que necesitemos, siendo válidos para usos generales como procesos de incubación, reacciones enzimáticas, fermentación, cultivos y en general en laboratorios de investigación.

Para obtener un mejor funcionamiento vienen aislados térmicamente entre la cuba y la carcasa exterior, lo que permite un mayor rendimiento general, mejor homogeneización de la temperatura y ahorro de energía.

La profundidad de la cuba permite mayor inmersión y contacto de las muestras con la fuente de calor, siendo apropiados para todo tipo de análisis en biología, química, medicina, etc.

Se encuentran disponibles baños termostáticos digitales para su funcionamiento con agua o con aceite.

Digital thermostatic baths are developed for samples/solutions to reach up an homogeneous temperature, being valid for general purposes like incubation processes, enzymatic reactions, fermentation, cultures and all in all, for research laboratories.

In order to obtain a better functioning, they have thermal isolation between the chamber and the external case, which allows a major general performance, better temperature homogenization and energy saving.

The depth of the chamber allows major dip and contact of the samples with the heating source, which enables these equipment to be used for all kinds of analysis in biology, chemistry, medicine, etc.

Digital Water or Oil thermostatic baths are available.

#### Digitales de aceite / Digital Oil baths

- 1] Selección digital de parámetros con visualización de temperatura y tiempo reales de funcionamiento
  - 2] Funcionamiento en modo continuo o en periodos programados de tiempo con señal acústica al finalizar el tiempo seleccionado
  - 3] Señal acústica que indica sobrecalentamiento del baño cuando la temperatura del mismo excede en 10°C a la temperatura seleccionada
  - 4] Incluye tapa con orificios (11 cm) y anillos reductores (8 y 5 cm)
  - 5] Tapa y anillos reductores incluidos
- 1] Digital selection of parameters with real visualization of temperature and time displays.
  - 2] Continuous mode or programmed periods with acoustic signal at the end of the selected time.
  - 3] Acoustic signal indicates overheating of the bath when its temperature exceeds in 10°C the selected temperature.
  - 4] Hermetically sealed membrane keyboard
  - 5] Lid with holes (11 cm) and reduction rings (8 and 5 cm) included



Referencia / Code	50602003	50602005
Modelo / Model	602/3	602/5
Capacidad / Capacity	2,5 L	5 L
Rango de Temperatura Temperature range	RT+5°C – 200°C	
Resolución / Resolution	2°C	
Temporizador / Timer	1'- 9999"	
Medidas útiles aprox. (cm) Useful dimensions aprox.(cm)	15 x 13 x 10	30 x 15 x 10
Orificios / Holes	1	2

#### BAÑOS BATHS

#### BAÑOS TERMOSTÁTICOS DIGITALES THERMOSTATIC DIGITAL BATHS

Nota: el fabricante se reserva el derecho de modificar las características y fotografías de los productos  
Note: Manufacturer reserves the right to modify features and photographs of the goods.



### AGITADORES INCUBATORS, ORBITAL SHAKERS


- 1 | La temperatura de la cámara interior se regula mediante un sistema de aire forzado con una elevada homogeneidad, resultando de gran eficacia para el cultivo bacteriológico en laboratorios de microbiología, análisis de alimentos, control de calidad, etc.
- 2 | El equipo permite programar la velocidad, temperatura y tiempo de funcionamiento mediante un sencillo y accesible panel de mandos digital.
- 3 | Permiten la visualización de las muestras desde el exterior del equipo sin necesidad de abrir la puerta, lo que modificaría la temperatura del recinto interior.
- 4 | Seguridad: el motor de inducción, libre de mantenimiento, presenta un triple mecanismo de protección:
  - Frente a sobrecalentamientos
  - Frente a movimientos anómalos
  - Dispositivo de desconexión para el paro automático del movimiento orbital de la plataforma de agitación al abrir la puerta.
- 5 | Configuración según usuario: La plataforma de agitación presenta numerosos orificios multiadaptadores para matraces. Los adaptadores no se incluyen en el equipo (ver accesorios) para permitir que cada usuario configure las cámaras de incubación con agitación según sus propias necesidades. La capacidad máxima de cada equipo es de:
  - Modelo 640: 9x500 mL ó 12x250 mL ó 16x100 mL ó 20x50 mL
  - Modelo 641: 6x1000 mL, 12x500 mL ó 16x250 mL ó 20x100 mL
  - Modelos 640/1 y 641/1: 24x1000 mL ó 28x500 mL ó 38x250 mL ó 52x100 mL

### CÁMARAS CON INCUBACIÓN INCUBATORS, ORBITAL SHAKERS

- 1 | The temperature of the inner chamber is regulated by a forced air system with a high homogeneity, being very efficient instruments for bacteriological cultures in microbiology, quality control or food analysis laboratories.
- 2 | The equipment allows programming the operation speed, temperature and time by means of an easy and accessible digital control panel.
- 3 | Both models allow the visualization of the samples from the outside of the equipment avoiding opening the door and modifying the inner temperature.
- 4 | Security: the induction maintenance-free motor presents a triple protection mechanism:
  - Against overheating
  - Against abnormal movements of the shaking platform
  - Auto-stop of the orbital movement of the platform when the door is open
- 5 | Configuration by user: the shaking platform presents numerous holes for adapting flask holders. The holders are not included with the equipment (see accessories) to allow the users making up the incubator according to their own necessities. The maximum capacity of each equipment is the following:
  - Model 640: 9x500 mL or 12x250 mL or 16x100 mL or 20x50 mL
  - Model 641: 6x1000 mL or 12x500 mL or 16x250 mL or 20x100 mL
  - Models 640/1 y 641/1: 24x1000 mL or 28x500 mL or 38x250 mL or 52x100 mL



[01] Display para el control de la velocidad, temperatura y tiempo.  
Display to program the operation speed, temperature and time



[02] Adaptadores, permiten que cada usuario configure las cámaras según sus necesidades.  
The holders allows the user making up the incubators according to their own necessities.



[03] Visualización de las muestras desde el exterior.  
Visualization of the samples from the outside.

### AGITADORES STIRRER AND SHAKERS



Nota: el fabricante se reserva el derecho de modificar las características y fotografías de los productos  
Note: Manufacturer reserves the right to modify features and photographs of hte goods.



# BALKAN

## Global

STIRRERS  
VORTEX

**RS** Lab

▶ VORTEX STIRRER RSLAB-6

- 1] Suitable for touch (low speed) or continuous operation (high speed).
- 2] Adapters securely clicked onto appliance in any position.
- 3] Sturdy cast with aluminium base for excellent stability.
- 4] Specially designed rubber feet for excellent vibration damping.
- 5] Eccentric with oil-less ball bearings.
- 6] Protection class according to DIN EN60529: IP21.
- 7] Provided with a standard top for tubes with diameter <30 mm. (code 90681581)



▶ technical  
features

Reference	50681501
Model	RSLAB-6PRO
Speed range	0-2500 rpm
Shacking movement	Orbital (diameter 4mm)
Dimensions	127x130x160 mm
Weight	3.5 Kg
Protection class	IP21

STIRRERS • VORTEX STIRRER RSLAB-6

Note: manufacturer reserves the right to modify features and photographs of the goods





AUXILAB S.L.  
Material de laboratorio  
Laboratory supplies


CENTRÍFUGAS  
CENTRIFUGES

Centrífuga para Microhematocrito, modelo 2924 | Microhematocrit centrifuge, model 2924 Marca|Trademark:Nahita

El nuevo diseño de la centrífuga para microhematocrito Nahita modelo 2924, presenta un panel de control electrónico con regulación digital de la velocidad de centrifugación y del tiempo de operación con dos pantallas LCD de fácil lectura donde se indica continuamente la velocidad del rotor y el tiempo restante de operación. Debido a su diseño, esta centrífuga es ideal para la determinación del índice microhematocrito en sangre ya que presenta un rotor con capacidad para 24 tubos capilares estándar de 75 mm con las posiciones numeradas para una fácil identificación de las muestras. La velocidad de centrifugación (hasta 12000 rpm) permite obtener los resultados en el mínimo tiempo posible agilizando el trabajo diario de laboratorio y además, el temporizador permite programar el tiempo de funcionamiento hasta un máximo de 99 minutos.

Para una mayor seguridad del usuario la centrífuga presenta un diseño robusto que asegura una buena estabilidad del equipo, mientras que un interruptor de seguridad evita la puesta en funcionamiento si la tapa está abierta. La tapa es transparente para poder observar el rotor y así detectar problemas como posibles roturas y la boca amplia permite una cómoda colocación y retirada de las muestra y facilita la limpieza del rotor.

The new design of the Nahita microhematocrit centrifuge model 2924, presents an electronic control panel with digital regulation of speed and operation time, and two easy-to-read LCD displays to show the rotor speed and the remaining operation time. Due to its design, this centrifuge is ideal for microhematocrit determination in blood samples since it presents a rotor with capacity for 24 standard 75 mm capillary tubes with numerated positions for an easy identification of samples. The high centrifugation speed (up to 12000 rpm) allows obtaining results in the minimum time speeding up daily lab work, and moreover, the timer permits to program operation time up to a maximum of 99 minutes. For user's safety, the centrifuge presents a robust design that assures the stability of the equipment while a safety switch prevents operation if the lid is open. The transparent lid allows observation of the rotor as it spins to alert of problems such as possible breakage and the wide mouth allows an easy placing and removal of samples and facilitates rotor cleaning.



Referencia / Code	52924000
Regulación velocidad /	Digital
Max. FCR / Max. RCF	15300 g
Max. Velocidad / Max. speed	12000 rpm
Capacidad	24 tubos capilares
Capacity	24 capillary tubes
Temporizador / Timer	99 min
Dimensiones / Dimensions	190x290x265 mm (HxLxA)
Potencia / Power	110 w

CENTRÍFUGAS  
CENTRIFUGES

Pol. Moresa Norte, Calle D nº6  
31191 - Berriain (Navarra) ESPAÑA  
T: +34 2492 310 513  
correo@auxilab.es - www.auxilab.com



## STERILCLAV steam sterilizers



AES-75

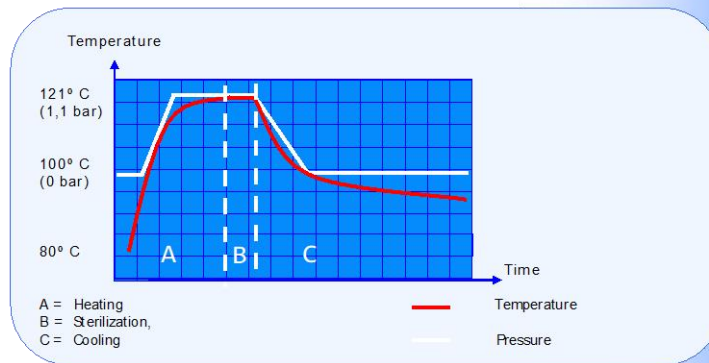


Heart probe (option)

### Advantages:

- Programmable auto-start
- Agar mode
- Control software
- Heart probe (optional)
- Connection to PC (USB)
- External or integrated printer (optional)

### Sterilization cycle graph



R. Espinar, S.L. [www.raypa.com](http://www.raypa.com)

Autoclaves





**BALKAN**  
Global

**AQUALABO**  
ANALYSE

**UVILINE 8100**  
PLUG-AND-PLAY VISIBLE  
SPECTROPHOTOMETER

**NEW VERSION :**  
COMPATIBLE WITH ALL ACCESSORIES



Precise and ergonomic Visible spectrophotometer: UviLine family for all users

**ROBUST & POWERFUL**

- IP 30
- Screen and keyboard easy to clean and waterproof
- Small footprint
- Handy and easy-to-clean cell holder
- Protected optic
- 1200 L/mm holographic grating for very low stray light
- Fast scanning capability
- High light purity allowing a large reading range:  $\pm 3.300$  Abs
- Automatic wavelength calibration
- Excellent photometric stability

**AQUALABO**  
GROUP



# BALKAN

Global



**H18 LIGHT**



**H18**  
**LIGHT**

**Automatic Blood Cell Counter**

A Compact, Economic Solution for Laboratories



# BALKAN Global

## HemoCue® Hb 301 System



### Accurate POC Anemia Screening From the Pioneers

Optimized for anemia screening in primary care and blood donation settings, the HemoCue Hb 301 System is a simple and convenient solution. The HemoCue Hb 301 System provides quick, easy access to lab-quality results without compromising accuracy, even in demanding climates with high temperatures and humidity.

With dedicated support and service as well as unmatched training and education based on over 30 years of experience, you can count on HemoCue for the right solutions for all your needs.

*Accuracy Starts With Us*

### Have Confidence in Your Answers at the Point of Care

- ▶ Precise factory calibration against the ICSH reference method
- ▶ Patented microcuvette technology with excellent lot-to-lot reproducibility
- ▶ Robust testing within a wide range of temperatures and humidity
- ▶ Blood-based liquid controls available

### Get Easy Access to Lab-Quality Accuracy

- ▶ Capillary, venous or arterial whole blood sample
- ▶ Brief training with virtually no maintenance
- ▶ Link result with patient ID for medical record integration
- ▶ Printer interface



To learn more about the HemoCue® Hb 301 system, please scan the QR-code with your smartphone or visit [hemocue.com](http://hemocue.com)





**BALKAN**  
Global

Clinitek **STATUS**® Analyzer



Operator's Manual



 Bayer HealthCare

132387 Rev. D, 2006-06



**Autoclavable fixed volume micropipettes**

**Technical features :**

PRODUCTS > Digital reading pipettes > Acura® manual 815



**Acura® manual 815  
fixed volume micropipettes**

The air displacement fixed volume pipettes includes slim ergonomic design, ultra-soft plunger stroke, autoclavability, and much more. Available in a wide selection of 1, 5 and 10 µL ultra-micro volumes, micro sizes from 10 to 1000 µL and macro models of 2, 2.5, 5 and 10 mL.

**Ordering and performance information**

**Micropipettes**

Cat. No.	Vol. µL	Inaccuracy (Rel. err.%)	Imprecision (CV %)	Tip style
815.0001	1	<± 2.0%	< 2.0%	ultra 10 µL
815.0005	5	<± 1.4%	< 1.0%	ultra 10 µL
815.0010	10	<± 0.7%	< 0.7%	ultra 10 µL
815.0010Y	10	<± 0.7%	< 0.8%	200 µL
815.0015	15	<± 0.7%	< 0.5%	200 µL
815.0020	20	<± 0.7%	< 0.5%	200 µL
815.0025	25	<± 0.7%	< 0.6%	200 µL
815.0030	30	<± 0.7%	< 0.6%	200 µL
815.0040	40	<± 0.7%	< 0.5%	200 µL
815.0050	50	<± 0.7%	< 0.5%	200 µL
815.0060	60	<± 0.7%	< 0.6%	200 µL
815.0070	70	<± 0.7%	< 0.6%	200 µL
815.0075	75	<± 0.7%	< 0.5%	200 µL
815.0080	80	<± 0.7%	< 0.4%	200 µL
815.0090	90	<± 0.7%	< 0.3%	200 µL
815.0100	100	<± 0.7%	< 0.3%	200 µL
815.0120	120	<± 0.7%	< 0.4%	200 µL
815.0150	150	<± 0.7%	< 0.3%	200 µL
815.0200	200	<± 0.7%	< 0.4%	200 µL
815.0250	250	<± 0.7%	< 0.4%	1000 µL
815.0300	300	<± 0.7%	< 0.4%	1000 µL
815.0400	400	<± 0.7%	< 0.3%	1000 µL
815.0500	500	<± 0.7%	< 0.3%	1000 µL
815.0600	600	<± 0.7%	< 0.3%	1000 µL
815.0700	700	<± 0.7%	< 0.2%	1000 µL
815.0750	750	<± 0.7%	< 0.2%	1000 µL
815.0800	800	<± 0.7%	< 0.3%	1000 µL
815.0900	900	<± 0.7%	< 0.2%	1000 µL
815.1000	1000	<± 0.6%	< 0.2%	1000 µL

1 µL to 10 mL



**MEDICAL OVERSEAS PHARMA**

Place de l'Église - 24560 FAUX - FRANCE

Tél: + 33 5 53 73 45 52 - Fax: + 33 5 53 24 37 83 - info@medicalpharma.com



## 4.3. Jedinica za njegu



### Opšte tehničke karakteristike:

Stvorili smo prostor za njegu u našim hodnicima kako bismo iskoristili što više prostora i stvorili najmanju količinu ambalaže.



## Glavna medicinska oprema



### МЕРКУРИЈАЛ СПHYГМОМАНОМЕТЕР

**08.301** MERCURIAL SPHYGMOMANOMETER  
Range 0-300 mm/Hg, high precision mercury apparatus in die cast aluminium case. Glass tube of excellent precision. Easy to read arabized graduation plate. All metal parts chrome-plated, with mercury locking device complete with airtight cuff and metal ring.

**08.302** SPHYGMOMANOMETRE DE TABLE A MERCURE  
Graduation de 0 à 300 mm/Hg. Appareil à mercure en boîtier aluminium en métal nickelé. Tube en verre. Lecture simple de la tension. Robinet de sécurité pour le mercure. Brassard velcro.

### AVAILABLE CONFIGURATIONS / CONFIGURATIONS DISPONIBLES

08.301.00 BLUE / BLEU  
08.301.20 BLACK / NOIR



### 08.330.10/08.330.20/08.330.30

**08.330** ANEROID SPHYGMOMANOMETER COLOURED  
Same construction as per mod. 08.330.01. Supplied in bags of the same color of the bracelet, the gauge is always black.

**08.331** SPHYGMOMANOMETRE ANEROÏDE  
Spécifications identiques au modèle 08.330.01. Le brassard et la housse de transport de même couleur (existent en 3 couleurs). Le manomètre est toujours noir.

### AVAILABLE CONFIGURATIONS / CONFIGURATIONS DISPONIBLES

08.330.10 RED / ROUGE  
08.330.20 GREEN / VERT  
08.330.30 BLUE / BLEU



### 08.346.10/08.346.20/08.346.30

**08.346** ABS PALM TYPE SPHYGMOMANOMETER  
Same construction as per ref. 08.346.00. Supplied in bags of the same color of the bracelet, the gauge is always black.

**08.347** TENSIOMETRE MANOPIRE ABS  
Spécifications identiques au modèle 08.346.00. Le brassard et la housse de transport sont de même couleur (existent en 3 couleurs). Le manomètre est toujours noir.

### AVAILABLE CONFIGURATIONS / CONFIGURATIONS DISPONIBLES

08.346.10 RED / ROUGE  
08.346.20 GREEN / VERT  
08.346.30 BLUE / BLEU



## Section 9

## Defibrillator



930305

### SEMI-AUTOMATIC EXTERNAL DEFIBRILLATOR

The semi-automatic external defibrillator Powerteam GS (EDA) is designed for the treatment of life-threatening irregular heart rhythms, such as ventricular fibrillation, which can cause sudden cardiac arrest (SCA). The semi-automatic model evaluates the heart rhythm and, if it detects a shockable rhythm, requires the rescuer to press the shock button. Model with voice instructions and text that guide the rescuer through the entire process of defibrillation. Provided with defibrillation electrodes already installed, which are kept in a sealed package ready for use. The IntelliSense battery automatically stores the history of its life.

### DÉFIBRILLATEUR EXTERNE SEMI-AUTOMATIQUE

Le défibrillateur externe semi-automatique Powerteam GS (EDA) est conçu pour le traitement des rythmes cardiaques irréguliers potentiellement mortels, telles que la fibrillation ventriculaire, qui peut provoquer un arrêt cardiaque soudain (SCA). Le modèle semi-automatique évalue le rythme cardiaque. Si elle détecte un rythme choquable, un message vocal incite le sauveteur à intervenir en appuyant sur le bouton de choc. Ce modèle guide l'intervenant pendant toute la durée du processus de défibrillation à condition que les électrodes soient déjà installées sur le patient. La batterie IntelliSense enregistre automatiquement l'intervention.



### TECHNICAL SPECIFICATIONS / SPECIFICATIONS TECHNIQUES

Operations / Fonctionnement  
Waveform / Tracé

Therapy range / Plage de traitement  
Fast shock feature / Administration du choc

Voice prompts / Instructions vocales

Audible alerts / Alertes sonores  
Synchronized shock / Choc synchronisé

Pediatric defibrition /  
Défibrillation pédiatrique  
Pediatric capability / Capacité pédiatrique  
Dual Language / Choix de langues  
Customizable / Personnalisable

CPR / RCP  
Visible indicators / Voyants lumineux



Semi-automatic / Semi-automatique  
STAR® biphasic truncated exponential /  
Onde biphasique tronquée exponentielle STAR®  
95J - 554J (adult) / (adulte)  
Able to deliver a shock after the end of a CPR cycle in 10  
seconds or less / Dans un délai de 10 secondes après la  
réanimation (en général)  
RescueCoach™ prompts provide user-guided instruction / Les  
instructions RescueCoach™ fournissent des instructions au  
rythme de l'utilisateur

Voice prompt, system alert / Instruction vocale, alerte système  
Built-in automatic synchronization feature / Synchronisation  
automatique intégrée  
Yes/No

22J - 82J (Pediatric prompts / Instructions pédiatriques)  
Latin American Spanish or French Conditong (optional)  
Voice prompt, CPR settings, and shock upgrade via AED Manager /  
Instructions vocales, réglages RCP et protocole de choc via AED Manager  
Metronome for CPR compression rate / Fréquence métronome RCP  
Rescue Ready® battery, service, and port status / Rescue  
Ready®, batterie, entretien et état des électrodes



### PHYSICAL & ENVIRONMENTAL / CARACTÉRISTIQUES PHYSIQUES ET ENVIRONNEMENTALES

Dimensions (H x W x D)

Weight / Poids

Dry/water resistance /

Resistance to dust and water /

Operating temperature /

Température de fonctionnement

Altitude / Altitude

Drop / Chute

Shocks / Chocs

Vibration / Vibration

EMV / Immunité électromagnétique

EMCS / ELECTROCOMS

Type / Type

9 x 23 x 30 cm

2.6 lbs. including battery and pads / y compris batterie et électrodes

(PSS: IEC 60529)

0 °C - 50 °C

-382 m - 4,594 m

MLL-STD-810G, 514.6 (Procedure IV) for 1.22 m drop

MLL-STD-810G, 514.6 (Procedure I)

MLL-STD-810G, 514.6 (Procedure I, Cat 24)

IEC 60601-2-4

IntelliSense™ Defibrillation Pads

Disposable, non-polarized / Usage unique, non polarisée





Steel wheelchair series



GR101

**EN FOLDABLE WHEEL CHAIR FOR CHILD**  
Chromed steel frame. Fixed armrest. Fixed footrest, solid castors, solid rear wheels.

**FR FAUTEUIL ROULANT PLIANT POUR ENFANT**  
Châssis en tube d'acier chromé. Siège et dossier en toile nylon, avec poche arrière. Accoudoirs fixes, repose-pieds escamotables. Roues pleines.

	cm	58		cm	20		cm	40
	cm	35		cm	50		cm	49
	cm	87		Kg	100		Kg	17,1



GR101LUX

**EN FOLDABLE WHEEL CHAIR FOR CHILD**  
Chromed steel frame. Fixed armrest. Fixed footrest, solid castors, solid rear wheels.

**FR FAUTEUIL ROULANT PLIANT POUR ENFANT**  
Châssis en tube d'acier chromé. Siège et dossier en toile nylon, avec poche arrière. Accoudoirs fixes, repose-pieds escamotables. Roues pleines.

	cm	58		cm	20		cm	40
	cm	35		cm	50		cm	49
	cm	87		Kg	100		Kg	17,1



GR102

**EN FOLDABLE WHEEL CHAIR**  
Chromed steel frame. Fixed armrest. Detachable footrest, solid castors, solid rear wheels.

**FR FAUTEUIL ROULANT PLIANT**  
Châssis en tube d'acier chromé. Siège et dossier en toile nylon, avec poche arrière. Accoudoirs fixes, repose-pieds escamotables. Roues pleines.

	cm	58		cm	20		cm	40
	cm	46		cm	63		cm	50
	cm	87		Kg	100		Kg	17,6



GR102LUX

**EN FOLDABLE WHEEL CHAIR**  
Epoxy painted steel frame. Fixed armrest. Detachable footrest, solid castors, solid rear wheels.

**FR FAUTEUIL ROULANT PLIANT**  
Châssis en tube d'acier époxy. Siège et dossier en toile nylon, avec poche arrière. Accoudoirs fixes, repose-pieds escamotables. Roues pleines.

	cm	58		cm	20		cm	40
	cm	46		cm	63		cm	50
	cm	87		Kg	100		Kg	17,6

Quick release button for rear castors  
Bouton de déverrouillage rapide pour roulettes arrière



**BALKAN**  
Global



<i><b>CODE</b></i>	<i><b>DESCRIPTION</b></i>
<b>R-MN-09</b>	<b>FIREPROOF MATTRESS</b> Dim. cm 185 x 58 x 7 h



## 4.3. Intenzivne njege



### Opšte tehničke karakteristike:

Jedinice Intenzivne njege izrađene su s higijenskim poklopcem unutrašnjosti, koji su izrađeni u obliku mjehurića i pokrenut će s vrlo malim nadtlakom cijelog područja. Dodatna HEPA jedinica za filtriranje stvorit će prostor bez bakterija i savršeno okruženje za ICU bolesnike.



### Glavna medicinska oprema



Bed ends with quick release  
Béverges à legs rapide de la tête et des pieds de lit

01.300.VH

W 92cm L 215cm H 50/75cm CAP. 150kg

#### FOUR SECTIONS BED WITH VARIABLE HEIGHT

Four sections fowler bed, with all welded enamelled main frame made of rectangular section steel tube. Removable chrome plated bed ends fitted with 10 mm. laminated plastic panels. Platform fitted with epoxy-painted steel weldmesh in four sections. Adjustable back-rest and leg-section by means of two independent cranks with retractable handle. Variable height adjustable by hydraulic pump. Bumpers at all four corners. Mounted on 4 ø125mm castors, two with brakes. Knock down construction.

#### LIT HOSPITALIER - 4 SECTIONS / HAUTEUR VARIABLE

Bâti métallique soudé en tube d'acier carré, revêtement époxy. Tête et pied de lit en tube chromé avec panneaux laminés 10 mm démontables. Sommier en treillis métallique soudé, revêtement époxy. Relève-buste et relève-jambes réglables par deux manivelles. Picature réglable par crémaillère. Hauteur variable par vérin hydraulique à pédale. Fourni avec 4 roues ø125 mm avec freinage indépendant (deux roues). Galets pare-chocs aux angles. Structure démontable.



01.300.TRGVH

#### OTHER CONFIGURATIONS / AUTRES CONFIGURATIONS



01.301.VH  
Backrest and leg section adjustable by means of two gas pumps. Variable height adjustable by hydraulic pump / Relève-buste et relève-jambes réglables par deux vérins à gaz. Hauteur variable par vérin hydraulique.



01.302.VH  
Backrest and leg section adjustable by means of two electric motors 24V D.C. Foot section by means of a rock device. Variable height adjustable by hydraulic pump / Relève-buste et relève-jambes réglables par deux moteurs électriques 24V D.C. Picature réglable par crémaillère. Hauteur variable par vérin hydraulique.



01.303.VH - electric variable height / hauteur variable électrique  
Backrest and leg section adjustable by means of two electric motors 24V D.C. Foot section by means of a rock device. / Relève-buste et relève-jambes réglables par deux moteurs électriques 24V D.C. Picature réglable par crémaillère.



01.300.TRGVH  
Adjustable back-rest and leg-section by means of two independent cranks with retractable handle. Variable height adjustable by hydraulic pump. / Relève-buste et relève-jambes réglables par deux manivelles. Picature réglable par crémaillère. Hauteur variable par vérin hydraulique à pédale.



01.301.TRGVH  
Backrest and leg section adjustable by means of two gas pumps. Variable height adjustable by hydraulic pump / Relève-buste et relève-jambes réglables par deux vérins à gaz. Hauteur variable par vérin hydraulique.



01.302.TRGVH  
Backrest and leg section adjustable by means of two electric motors 24V D.C. Foot section by means of a rock device. Variable height adjustable by hydraulic pump / Relève-buste et relève-jambes réglables par deux moteurs électriques 24V D.C. Picature réglable par crémaillère. Hauteur variable par vérin hydraulique.



01.303.TRGVH - electric variable height / hauteur variable électrique  
Backrest and leg section adjustable by means of two electric motors 24V D.C. Foot section by means of a rock device. / Relève-buste et relève-jambes réglables par deux moteurs électriques 24V D.C. Picature réglable par crémaillère.



# BALKAN Global



PMS 8000 C

#### PHYSICAL CHARACTERISTICS / CARACTERISTIQUES

Product Size/Dimensions: 344.5mm x 291 mm x 165mm  
Net Weight/Poids net: 5.5kg

#### STANDARD CONFIGURATION / CONFIGURATION STANDARD

12-lead ECG/EGG 12 dérivations, RESP DualTemp, SpO<sub>2</sub>, NIBP / PNI, Reserved EtCO<sub>2</sub> interface / Technologie de détection avancée SpO<sub>2</sub>, Thermal printer / Imprimante thermique.

#### OPTIONAL / OPTIONS

15 inch touch screen, DualHRP, EtCO<sub>2</sub> module, AG, ICG, C.O., qCOM, Nellcor SpO<sub>2</sub>, advanced SpO<sub>2</sub> technology.  
Écran tactile 15", double NBP, module EtCO<sub>2</sub>, AG, ICG, C.O., qCOM, Nellcor SpO<sub>2</sub>, technologie de détection avancée SpO<sub>2</sub>.

#### STANDARD ACCESSORIES/ACCESSOIRES STANDARD

12pin 12-lead Clip Connector ECG Cable	1
Cable connecteur ECG 12 pin - 5 brins	1
Electrodes (Adult) / Electrodes adultes	1 pack/yo
12PIN10 DB9F Digital SpO <sub>2</sub> Extension Cable	1
Rallonge de câble SpO <sub>2</sub> 12 pins/DB9	1
ADU Reusable Digital Finger Clip SpO <sub>2</sub> Sensor (DB9F)	1
Clip de doigt SpO <sub>2</sub> réutilisable	1
2P Skin Adult TEMP Probe (100) / Capteur TEMP	1
Adult NBP Cuff / Brassard NBP adulte	1
Adult NBP Tube (white) 2M / Câble PNI adulte	1
Power Cord / Câble d'alimentation	1
Ground Cable / Rez de câble	1
User Manual / Mode d'emploi	1

#### INTENSIVE CARE UNIT PATIENT MONITOR

PMS 8000 C is the new generation of intensive care patient monitor especially designed for ICU/CCU/Observation room and trauma care. Equipped with 12.1" LED touch screen, SD card port, USB port, handle, multiple mounting solutions, IPX1 level waterproof cabinet design & sturdy housing to withstand rough handling. Fulfills the hardware requirements for intensive care monitoring in multiple environments.

Over 16 kinds of arrhythmia analysis and alarm event review, hypoxemia report recording, Review and print 200 alarm events of arrhythmia and 2,000 groups of NBP data; 120hrs trend graph review.

PMS 8000 C uses Cardiotect™ ECG technology, world leading SpO<sub>2</sub> technology, high precision Accule™ hypertension monitoring technology as standard configuration.

Incorporates the world's best medical technology for SpO<sub>2</sub>, ICG, EtCO<sub>2</sub>, Anesthesia Gas Monitoring like advanced SpO<sub>2</sub> technology, Nellcor, Respironics, Fresenius & Medis.

Provides medical professionals with powerful monitoring options and functionality to match the demands of a wide range of care in any hospital environment.


#### MONITEUR PARAMETRIQUE D'URGENCE / SOINS INTENSIFS

Nouvelle génération de moniteurs paramétriques portables adaptés aux soins intensifs, unités coronaires, blocs opératoires ou traumatologie. Ce moniteur possède un boîtier robuste et étanche de niveau IPX1 avec écran tactile LED de 12.1" LED, port de carte SD et port USB. Il permet aussi un montage modulaire et remplit parfaitement les conditions nécessaires à une utilisation dans des environnements variés. Plus de 16 modes d'analyse de l'arythmie, historique des événements d'alarmes, enregistrement des rapports d'hypoxémie, historique et impression de 200 alarmes d'événements et liste de 2000 groupes de PNI (pression non-invasive). Rappel de 120 heures de tendances graphiques. Le moniteur offre en standard les technologies de pointe SpO<sub>2</sub>, Cardiotect™ ECG, Accule™ pour la surveillance de l'hypertension. Le moniteur utilise des technologies parmi les plus performantes comme avancée SpO<sub>2</sub> technology, Nellcor, Respironics, Fresenius & Medis pour mesurer la SpO<sub>2</sub>, ICG et l'EtCO<sub>2</sub> et assurer le monitoring du gaz anesthésique. Il propose aux professionnels de santé des fonctionnalités et des options leur permettant de répondre à différents types de soins dans de nombreuses unités.



**IPX1 WATER-PROOF / IPX1 ETANCHE**  
With IPX1 waterproof level, can meet the hardware requirements in multiple intensive care environment, caring for life in every second.  
Moniteur étanche de niveau IPX1, bonne performance dans environnements divers.

**MULTIPLE MOUNTING SOLUTIONS / MONTAGE MODULAIRE**



**WALL MOUNT SUPPORT / SUPPORT MURAL**



**4,000mAh Union battery, over 4hrs working period / Pile Ion 4000 mAh - durée 4 heures**



**SD CARD USB PORT / PORTS SD ET USB**



**BRAND-NEW INTERFACE DESIGN / NOUVEAU NIVEAU D'INTERFACE**





## Section 9

## Resuscitation bags and masks



0720S / 0721S / 0722S

**SILICON REANIMATION BAG**  
100% latex free. Completely autoclavable. Made of pure, durable, silicon. All parts can be easily removed to ease cleaning or disinfecting. Complete with pressure release valve to minimize the risk of over inflating the lungs. The release valve can be locked if needed.

**INSUFFLATEUR MANUEL EN SILICONE**  
100% sans latex. Complètement autoclavable. Fabriqué en silicone pur et résistant. Toutes les parties sont démontables pour faciliter le nettoyage ou la désinfection. Doté d'une valve de surpression pour réduire le risque d'une insufflation excessive des poumons. Cependant ce dispositif de valve peut être bloqué si on le désire.

TECHNICAL SPECIFICATIONS / SPECIFICATIONS TECHNIQUES

0720S	CLEAR/CLAR	ADULT ADULTE	capacity / capacité	1600 ml
0721S	CLEAR/CLAR	CHILD ENFANT	capacity / capacité	500 ml
0722S	CLEAR/CLAR	INFANT NOURRISSON	capacity / capacité	280 ml



LATEX FREE



0701

0702

0703



0704

0705

0706

### AUTOCCLAVABLE SILICON FACE MASKS

**AUTOCCLAVABLE SILICON FACE MASKS**  
Masks can be used with every kind of resuscitation bag.

**MASQUES AUTOCLAVABLES EN SILICONE**  
Les masques peuvent s'adapter à tout type de ballons de réanimation.

REFERENCES

MODEL	SIZE / TAILLE
0701	0
0702	1
0703	2
0704	3
0705	4
0706	5

LATEX FREE



0730S / 0731S / 0732S

**SILICON REANIMATION BAG**  
100% latex free. Completely autoclavable. Made of pure, durable, silicon. All parts can be easily removed to ease cleaning or disinfecting. Complete with pressure release valve to minimize the risk of over inflating the lungs. The release valve can be locked if needed.

**INSUFFLATEUR MANUEL EN SILICONE**  
100% sans latex. Complètement autoclavable. Fabriqué en silicone pur et résistant. Toutes les parties sont démontables pour faciliter le nettoyage ou la désinfection. Doté d'une valve de surpression pour réduire le risque d'une insufflation excessive des poumons. Cependant ce dispositif de valve peut être bloqué si on le désire.

TECHNICAL SPECIFICATIONS / SPECIFICATIONS TECHNIQUES

0730S	BLACK/NOIR	ADULT ADULTE	capacity / capacité	1600 ml
0731S	BLACK/NOIR	CHILD ENFANT	capacity / capacité	500 ml
0732S	BLACK/NOIR	INFANT NOURRISSON	capacity / capacité	280 ml



LATEX FREE



0707

0708

0709



0710

0711

0712

### AUTOCCLAVABLE SILICON FACE MASKS

**AUTOCCLAVABLE SILICON FACE MASKS COLOR BLACK**  
Masks can be used with every kind of resuscitation bag.

**MASQUES AUTOCLAVABLES EN SILICONE DE COULEUR NOIRE**  
Les masques peuvent s'adapter à tout type de ballons de réanimation.

REFERENCES

MODEL	SIZE / TAILLE
0707	0
0708	1
0709	2
0710	3
0711	4
0712	5

LATEX FREE

9.1

## Insufflateurs manuels et masques



01.6191

W 80cm L 62cm H 100cm

**MULTIPURPOSE CART**

Multipurpose cart with 3 drawers in painted steel, 1 ABS extending table, 1 integrated tray with raised rim on left side. The self-sealing monocoque body is made of steel sheet coated with antimould epoxy powder. The left compartment features four trays with metal rim. Drawers are made of steel, with antimould epoxy powder coating, and are equipped with control locking system, silent sliding system on metal tracks and rollers, and stoppers. The tabletop is made of technopolymers and has no sharp edges for an easy use when cleaning and disinfecting. Push handle in stainless steel, fully integrated in the frame. 4 casters, 2 with brake, Ø 125mm (antistatic on demand), non-marking, anti-frost, mounted on swivelling bearings, 4 PVC non-marking bumpers.

**CHARIOT MULTIFONCTION**

Bien et trois en acier laqué époxy antimicrobienne. Plan de travail en technopolymères sans arêtes pour un faciliter le nettoyage et la désinfection. Poignée en acier inox parfaitement intégrée à la structure. En façade : montés sur glissières métalliques à tubes aluminium dotées de billes de lin de course. Appareils antistatiques à dé. Côté droit : 1 tablette ABS extensible. 1 tablette (ØL en ABS, 1 parviescille /sordes en ABS. Côté gauche : 4 espaces avec gabarit métallique. 4 roues pivotantes Ø125mm, antistatiques sur demande), dont 2 avec frein indépendant. Gabarit pare-chocs PVC, antistatiques aux angles.



OPTION / OPTION

01.6191.01 Stainless Steelcart / Chariot en acier inox

ACCESSORIES / ACCESSOIRES PAGE 30



01.6192

W 80cm L 62cm H 100cm

**MULTIPURPOSE CART**

Multipurpose cart with 5 drawers in painted steel, 1 ABS extending table, 1 grey ABS cartone and probe holder. The self-sealing monocoque body is made of steel sheet coated with antimould epoxy powder. The left compartment features four trays with metal rim. Drawers are made of steel, with antimould epoxy powder coating, and are equipped with control locking system, silent sliding system on metal tracks and rollers, and stoppers. 1 drawer rim: 615 x 470 x 68 H, 4 drawers rim: Ø 54 x 470 x 147 H. The tabletop is made of technopolymers and has no sharp edges for an easy use when cleaning and disinfecting. Push handle in stainless steel, fully integrated in the frame. 4 casters, 2 with brake, Ø 125mm (antistatic on demand), non-marking, anti-frost, mounted on swivelling bearings, 4 PVC non-marking bumpers.

**CHARIOT MULTIFONCTION**

Bien et trois en acier laqué époxy antimicrobienne. Plan de travail en technopolymères sans arêtes pour un faciliter le nettoyage et la désinfection. Poignée en acier inox parfaitement intégrée à la structure. En façade : montés sur glissières métalliques à tubes aluminium dotées de billes de lin de course. 4 tiroirs Ø 54x470x147 mm (H) en inox Ø 54x470x147 mm (H). Ferrures antistatiques à dé. Côté droit : 1 tablette ABS extensible. 1 poignée (ØL en ABS, 1 parviescille /sordes en ABS. Côté gauche : 4 espaces avec gabarit métallique. 4 roues pivotantes Ø125mm, antistatiques et ne s'effilochent pas (antistatiques sur demande), dont 2 avec frein indépendant. Gabarit pare-chocs PVC, antistatiques aux angles.



OPTION / OPTION

01.6192.01 Stainless Steelcart / Chariot en acier inox

ACCESSORIES / ACCESSOIRES PAGE 30



# BALKAN

Global



02.480.01

**EN** AMAYO TABLE  
Stainless steel construction, variable height, 4 casters.

**FR** TABLE DE AMAYO  
En acier inoxydable. Hauteur réglable. Piétement mobile avec roulettes.

W 45cm L 67,5cm H 80/115cm

TECHNICAL DATA / DONNÉES TECHNIQUES  
Max loading / Charge max 40 kg  
Swivel casters / Roulettes 50 mm



02.481.00

**EN** AMAYO TABLE  
Stainless steel construction, variable height, 4 casters.

**FR** TABLE DE AMAYO  
En acier inoxydable. Hauteur réglable. Piétement mobile avec roulettes.

W 45cm L 67,5cm H 80/115cm

TECHNICAL DATA / DONNÉES TECHNIQUES  
Max loading / Charge max 40 kg  
Swivel casters / Roulettes 50 mm



02.482.00

**EN** AMAYO TABLE  
Stainless steel construction, with a foot control hydraulic pump, 4 casters.

**FR** TABLE DE AMAYO  
En acier inoxydable. Hauteur réglable par vérin hydraulique, commande au pied. Piétement mobile avec 4 roulettes.

W 45cm L 67,5cm H 90/125cm

TECHNICAL DATA / DONNÉES TECHNIQUES  
Max loading / Charge max 60 kg  
Swivel casters / Roulettes 50 mm



02.485.00

**EN** AMAYO TABLE  
Stainless steel construction, with a foot control hydraulic pump, 4 casters.

**FR** TABLE DE AMAYO  
En acier inoxydable. Hauteur réglable par vérin hydraulique, commande au pied. Piétement mobile avec 4 roulettes.

W 45cm L 67,5cm H 90/125cm

TECHNICAL DATA / DONNÉES TECHNIQUES  
Max loading / Charge max 60 kg  
Swivel casters / Roulettes 50 mm





# BALKAN

Global



02.2900.00

W 48cm L 150cm H 87cm CAP. 120 kg

**02 VETERINARY SURGERY TABLE**  
All in stainless steel AISI 304. With a foot control hydraulic pump. V-shaped double top size 150x48 cm. With stainless steel drain and movable PVC tray. Surgical top with hand-operated TR/RTIR positions. Handle operated lateral lift of the double tops. Base with adjustable feet.

**02 TABLE VÉTÉRINAIRE**  
Table d'opération vétérinaire en acier inox AISI 304. Vain hydraulique, commande au pied. Double plat en V avec système de rétention des liquides en acier inox et cuvette PVC amovible. Proche/déclive manuelle. Base avec pieds réglables.



02.490.00

W 40cm L 60cm H 110cm

**02 ANAESTHESIA TROLLEY**  
Manufactured in stainless steel 18/10. Upper section with a large open space. Six drawers and storage compartment complete with steel and locking door. Mounted on Ø 80 mm. casters.

**02 CHARIOT D'ANESTHESIE**  
Structure en acier inoxydable 18/10. 1 étagère, 6 tiroirs et 1 compartiment 1 porte avec serrure. Monté sur roulettes ø80 mm.



02.2901.00

W 60cm L 130cm H 89cm CAP. 120 kg

**02 VETERINARY TABLE**  
All in stainless steel AISI 304. Base with adjustable feet.

**02 TABLE VÉTÉRINAIRE**  
Table d'examen vétérinaire entièrement réalisée en acier inox AISI 304. Base avec pieds réglables.



# BALKAN Global



TECHNICAL DATA / DONNÉES TECHNIQUES

Trendelenburg & rev. / Prondine - declive	≥20°
Lateral tilt / Inclinaison latérale	≥20°
Head plate / Section tête	+45° / +90°
Leg plate / Section jambes	+15° / +85°
Leg plate (Ext) / Section jambes (Ext)	+90°

FM300 W 50cm L 200cm H 78/102cm CAP. 150kg

### MANUAL HYDRAULIC SURGICAL TABLE

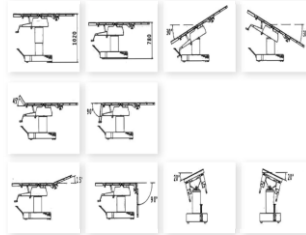
FM300 operating table is made of high quality material constructed by high precision technology. Main controls are located on the head section and consist of two big levers, that drive all table movements (TR/ATR, chest elevation, lateral tilting). Table FM300 meets all the requirements for chest, abdominal, gynaecological and obstetric, ophthalmological and otolaryngological, urological, colic, rectal, and orthopaedic surgery. Base, lifting column, accessories rail and accessories are made of stainless steel, easy to clean and rustproof. Lifting column is adjustable by means of a hydraulic system. Lifting column has a central position and is studied to avoid tilting. Base shape is conceive for a good stability and ergonomic to give maximum confort and efficiency to operators during long operations.

### TABLE D'OPERATION MANUELLE HYDRAULIQUE

Répond à toutes les exigences liées à la chirurgie thoracique, abdominale, gynécologique/obstétrique, ophtalmologique/O.R.L., rectale et orthopédique. Fabriquée en matériaux de haute qualité et selon des technologies de précision. Ergonomique, les commandes principales, placées au niveau de la tête, contrôlent tous les mouvements de la table (Trendelenburg, Trendelenburg inversé, élévation du buste, inclinaison latérale). Base et accessoires sont en acier inox, faciles à nettoyer et antirouille. Sûre, les mouvements de la colonne centrale antitiltante sont réglables par système hydraulique.

### STANDARD ACCESSORIES / ACCESSOIRES STANDARD

Anaesthesia screen / Ecran d'anesthésie	1 pc	Scambles, rubber mattress / Matelas sans coutures	1 set
Shoulder support / Support épaule	2 pcs	OKcan / barre de tête	1 pc
Arm support / Support bras	2 pcs	Long fixing clamp / Pièces fixation longues	4 pcs
Body support / Support torse	2 pcs	Fixation clamp / Pièces fixation	2 pcs
Leg support / Support jambes	2 pcs	Head plate / Matras-tête	1 pc





# BALKAN

Global



## SOLED15/15-F WITH ABPS

RECHARGEABLE BATTERY POWERED  
SYSTEM ON TROLLEY



**SOLED15/15-F** with **ABPS** supplies efficient light for every condition of use:

- in humanitarian interventions
- in developing regions
- in critical regions
- in emergency situations
- in case of sudden black-outs
- where light has great importance but electrical power supply is not available
- as a back-up lamp on field hospitals without UPS or power generators

**SOLED15/15-F** with **ABPS** has the same performance and appearance, since the structure containing the battery is within the trolley base. The structure which covers and protects the battery is made of resistant plastic, and its dimensions are: 550 x 340 x 240 mm. The control panel on the structure allows managing all fundamental parameters, such as residual charge, type of power supply, recharge status and electrical power supply presence, amongst others.

**ABPS** is a rechargeable battery powered system made by ACEM Medical Company dedicated to power surgical lamps as by European Directive 93/42/EEC.





## MORPHEUS LT Anaesthesia Unit

code: OM3.A3s

rev. 4: dated 01/06/2017



### INTENDED USE

The MORPHEUS LT is an anaesthesia unit and it can be used on adult, children and newborn patients.

The MORPHEUS LT is suitable for administration of Oxygen - Air - Nitrous Oxide - Halothane - Enflurane - Isoflurane - Sevoflurane - Desflurane mixtures.

### GENERAL DESCRIPTION

The MORPHEUS LT anaesthesia unit is completed with:

- mechanic gas mixing system
- electronic lung ventilator with dual colour display
- valves group: open, semi-closed, closed, heated, with soda lime absorber of 1 Kg. capacity
- SIARETEX rapid connection device, Selectatec compatible for 2 vaporizers
- gas supply group



C130108 W 48cm L 40cm H 85cm

**EN** **BEDSIDE LOCKER**  
Made of painted sheet steel with one drawer. The top shelf is in plastic material. Internal metal shelf with perforated base for a better ventilation. Sliding table. Towel holder. Supplied with rubber feet and 4 casters diam. 50mm.

**FR** **TABLE DE CHEVET**  
Bâti en tôle d'acier verni avec base perforée pour une meilleure aération. Plateau supérieur en plastique. Un tiroir. Une tablette escamotable. Une porte avec étagère métallique. Parterre-averse. Fourmi avec pieds en caoutchouc et 4 roulettes diam. 50mm.



C130106 W 44cm L 41cm H 85cm

**EN** **BEDSIDE LOCKER**  
Made of painted sheet plate with one drawer. Door and drawer's front panel are in laminated plastic. The top shelf is in plastics. Internal metal shelf with perforated base for a better ventilation.

**FR** **TABLE DE CHEVET**  
Bâti en tôle d'acier verni avec base perforée pour une meilleure aération. Plateau supérieur en plastique. Porte et façade tiroir en plastique laminé. Un tiroir. Une tablette escamotable. Une porte avec étagère métallique.



C130120 W 48cm L 40cm H 85cm

**EN** **BEDSIDE LOCKER**  
Bedside locker complete with pull-out drawer on rail made of sheet steel. Internal metal shelf with perforated base for a better ventilation. 50mm castors. 4 castor top with brake. 1 set of spare keys. Knock-down construction.

**FR** **TABLE DE CHEVET**  
Bâti en tôle d'acier verni avec base perforée pour une meilleure aération. Plateau supérieur en plastique. Un tiroir verrouillable par clé. Une porte avec étagère métallique. Parterre-averse. Quatre roues ø50mm dont deux avec frein indépendant. Structure démontable.



C130115 W 65cm L 41cm H 90/117cm

**EN** **BEDSIDE LOCKER WITH OVERBED TABLE**  
Made of sheet steel with one drawer. Internal metal shelf with perforated base for a better ventilation. Sliding table. Towel holder. Washable plastic overbed table. Four 55 mm. castors.

**FR** **COMBINÉ TABLE DE CHEVET / TABLE DE LIT**  
Bâti en tôle d'acier verni avec base perforée pour une meilleure aération. Plateau supérieur en plastique. Un tiroir. Une tablette escamotable. Une porte avec étagère métallique. Parterre-averse. Table de lit en plastique lavable. Quatre roues ø55mm.



C130111.01 W 100cm L 60cm H 90/117cm

**EN** **BILATERAL BEDSIDE LOCKER WITH OVERBED TABLE**  
Bilateral bedside table made of steel plate, with drawer. With external bottle holder on the patient's side. Internal drawer, door opening on both sides and service stand, sliding and height adjustable. Four 55 mm swivel casters with bumpers.

**FR** **COMBINÉ TABLE DE CHEVET DOUBLE FACE / TABLE DE LIT**  
Bâti en tôle d'acier. Plateau supérieur en plastique lavable. Niches porte-bouteilles. 2 tiroirs et 2 portes. Table de lit sur tige télescopique. Quatre roues pivotantes ø55mm avec caillots pare-chocs.

AVAILABLE CONFIGURATIONS:  
COMBINAISONS DISPONIBLES

C130111 white / blanc  
C130111.01 blue / bleu